

- 500 W continuous program power capacity
- 64 mm (2.5 in) copper voice coil
- 65 - 4000 Hz response
- 96 dB sensitivity



### SPECIFICATIONS

Nominal Diameter	<b>250 mm (10 in)</b>
Nominal Impedance	<b>8 Ω</b>
Minimum Impedance	<b>6.3 Ω</b>
Nominal Power Handling	<b>250 W</b>
2 hours test made with continuous pink noise signal within the range Fs-10Fs. Power calculated on rated minimum impedance. Loudspeaker in free air.	
Continuous Power Handling	<b>500 W</b>
Power on Continuous Program is defined as 3 dB greater than the Nominal rating.	
Sensitivity	<b>96 dB</b>
Applied RMS Voltage is set to 2.83 V for 8 ohms Nominal Impedance.	
Frequency Range	<b>65 Hz - 4000 Hz</b>
Voice Coil Diameter	<b>64 mm (2.5 in)</b>
Winding Material	<b>Copper</b>
Former Material	<b>Glass Fibre</b>
Winding Depth	<b>14.3 mm (0.56 in)</b>
Magnetic Gap Depth	<b>8 mm (0.31 in)</b>
Flux Density	<b>1.16 T</b>
Woofers Cone Treatment	<b>WP Waterproof Front Side</b>

### PARAMETERS

Thiele-Small parameters are measured after a high level 20 Hz sine wave preconditioning test.

Fs	<b>63 Hz</b>
Re	<b>5.3 Ω</b>
Qes	<b>0.33</b>
Qms	<b>5.1</b>
Qts	<b>0.31</b>
Vas	<b>22.2 dm<sup>3</sup> (0.78 ft<sup>3</sup>)</b>
Sd	<b>320 cm<sup>2</sup> (49.6 in<sup>2</sup>)</b>
η0	<b>1.69 %</b>
Xmax	<b>5.2 mm</b>
Xvar	<b>6 mm</b>
Mms	<b>41.6 g</b>
Bl	<b>16.3 Tm</b>
Le	<b>1.17 mH</b>
EBP	<b>191 Hz</b>

### DESIGN

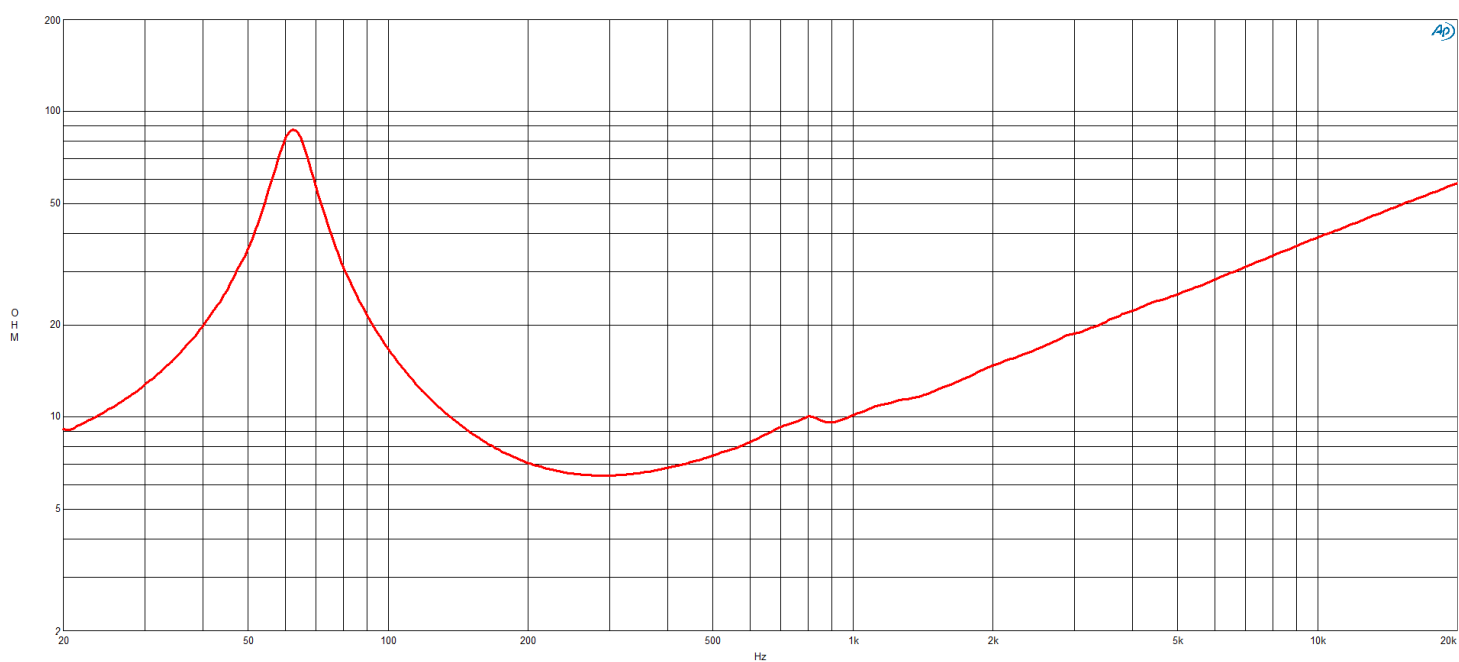
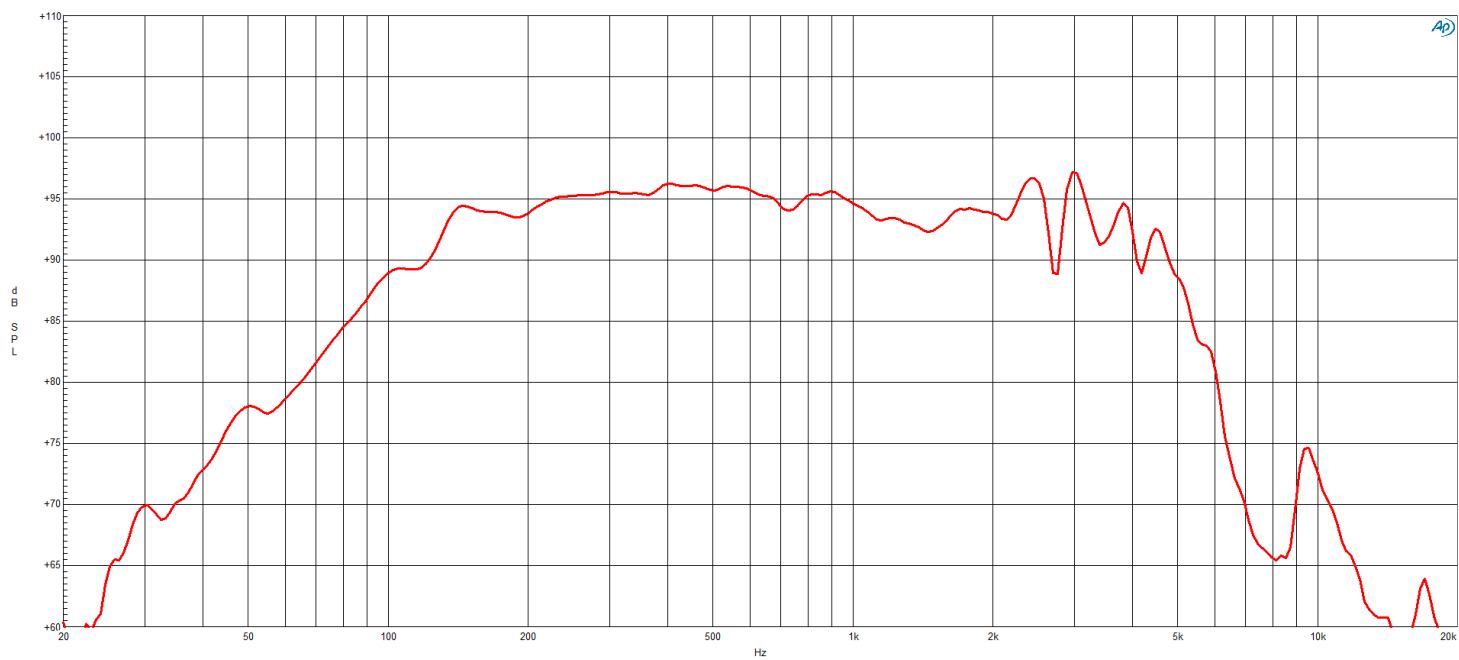
Surround Shape	<b>Double Roll</b>
Cone Shape	<b>Exponential</b>
Magnet Material	<b>Neodymium Inside Slug</b>
Spider	<b>Single</b>
Pole Design	<b>T-Pole</b>
Woofers Cone Treatment	<b>WP Waterproof Front Side</b>
Recommended Enclosure	<b>29 dm<sup>3</sup> (1.02 ft<sup>3</sup>)</b>
Recommended Tuning	<b>65 Hz</b>

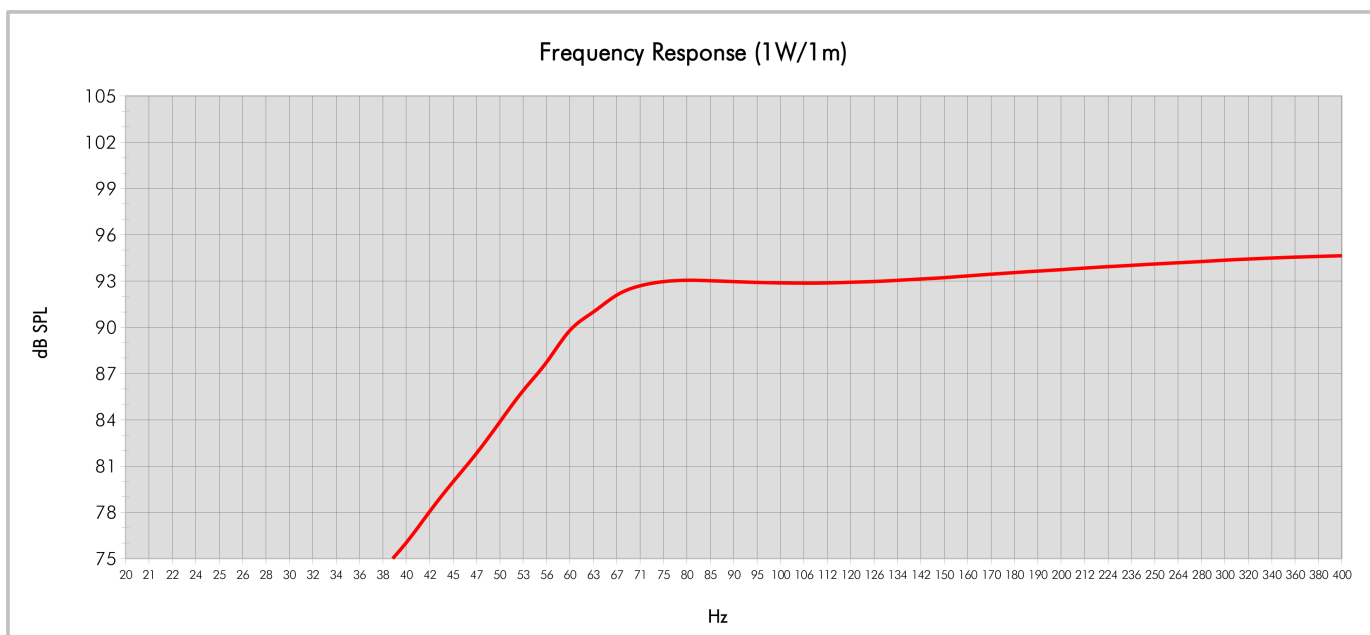
### MOUNTING AND SHIPPING INFO

Overall Diameter	<b>258 mm (10.16 in)</b>
Bolt Circle Diameter	<b>245 mm (9.65 in)</b>
Baffle Cutout Diameter	<b>232 mm (9.13 in)</b>
Depth	<b>112 mm (4.41 in)</b>
Flange and Gasket Thickness	<b>10 mm (0.39 in)</b>
Air Volume Occupied by Driver	<b>1 dm<sup>3</sup> (0.04 ft<sup>3</sup>)</b>
Net Weight	<b>2 kg (4.41 lb)</b>
Shipping Units	<b>1 pcs</b>
Shipping Weight	<b>2.6 kg (5.73 lb)</b>
Shipping Box	<b>295x314x175 mm (11.61x12.36x6.89 in)</b>

### SERVICE KITS

LF recone-kits	<b>RCK10CL648</b>
----------------	-------------------





Model:	<b>10CL64</b>	Configuration:	<b>One Driver</b>
Enclosure Type:	<b>Bass Reflex</b>		
Internal Net Volume (Litres):	<b>29</b>	QB:	<b>4</b>
Tuning Frequency (Hz):	<b>65</b>	Port Area (cm <sup>2</sup> ):	<b>85</b>
Frequency (-3 dB) (Hz):	<b>67,0</b>	Port Length (cm):	<b>22,0</b>
Frequency (-10 dB) (Hz):	<b>51,8</b>		

# LF Drivers

Ø 10 inches

**10CL64** 8 Ω

Woofer

