

## 10FCX64 8 Ω

- 500 W continuous program power capacity
- 70° nominal coverage
- 65 - 18000 Hz response
- 95 dB sensitivity
- 33 mm (1.3") HF unit exit diameter



**10FCX64** 8 Ω**GENERAL**

Nominal Diameter	<b>250 mm (10 in)</b>
Nominal Impedance	<b>8 Ω</b>
Frequency Range	<b>65 Hz - 18000 Hz</b>
Dispersion Angle	<b>70 °</b>
Included by -6 dB down points.	

**PARAMETERS**

Fs	<b>63 Hz</b>
Re	<b>5.5 Ω</b>
Qes	<b>0.44</b>
Qms	<b>7.9</b>
Qts	<b>0.42</b>
Vas	<b>25 dm<sup>3</sup> (0.89 ft<sup>3</sup>)</b>
Sd	<b>320 cm<sup>2</sup> (49.1 in<sup>2</sup>)</b>
η0	<b>1.4 %</b>
Xvar	<b>6 mm</b>
Mms	<b>37 g</b>
Bl	<b>13.4 Tm</b>
Le	<b>1.2 mH</b>
EBP	<b>143 Hz</b>

**SPECIFICATIONS HF UNIT**

Nominal Diameter	<b>250 mm (10 in)</b>
Nominal Impedance	<b>8 Ω</b>
Minimum Impedance	<b>7 Ω</b>
Nominal Power Handling	<b>80 W</b>
2 hour test made with continuous pink noise signal within the range from the recommended crossover frequency to 20 kHz. Power calculated on rated minimum impedance. Loudspeaker in free air.	
Continuous Power Handling	<b>160 W</b>
Power on Continuous Program is defined as 3 dB greater than the Nominal rating.	
Sensitivity	<b>104 dB</b>
Applied RMS Voltage is set to 2.83V.	
Recommended Crossover	<b>1.2 kHz</b>
12 dB/oct. or higher slope high-pass filter.	
Voice Coil Diameter	<b>65 mm (2.5 in)</b>
Winding Material	<b>Aluminium</b>
Inductance	<b>0.15 mH</b>
Flux Density	<b>1.6 T</b>
Diaphragm Material	<b>Titanium</b>

**SPECIFICATIONS LF UNIT**

Nominal Diameter	<b>250 mm (10 in)</b>
Nominal Impedance	<b>8 Ω</b>
Minimum Impedance	<b>6.4 Ω</b>
Nominal Power Handling	<b>250 W</b>
2 hours test made with continuous pink noise signal within the range Fs-10Fs. Power calculated on rated minimum impedance. Loudspeaker in free air.	
Continuous Power Handling	<b>500 W</b>
Power on Continuous Program is defined as 3 dB greater than the Nominal rating.	
Sensitivity	<b>95 dB</b>
Applied RMS Voltage is set to 2.83V.	
Voice Coil Diameter	<b>64 mm (2.5 in)</b>
Winding Material	<b>Copper</b>
Former Material	<b>Kapton</b>
Winding Depth	<b>13 mm (0.51 in)</b>
Magnetic Gap Depth	<b>8 mm (0.31 in)</b>
Flux Density	<b>0.96 T</b>
Woofer Cone Treatment	<b>WP Waterproof Front Side</b>

**DESIGN**

Magnet Material	<b>Ferrite</b>
Woofer Cone Treatment	<b>WP Waterproof Front Side</b>

**MOUNTING AND SHIPPING INFO**

Overall Diameter	<b>261 mm (10.3 in)</b>
Bolt Circle Diameter	<b>245 mm (9.6 in)</b>
Baffle Cutout Diameter	<b>233 mm (9.17 in)</b>
Depth	<b>140 mm (5.51 in)</b>
Flange and Gasket Thickness	<b>11 mm (0.43 in)</b>
Net Weight	<b>5.6 kg (12.35 lb)</b>
Shipping Units	<b>1 pcs</b>
Shipping Weight	<b>6.5 kg (14.33 lb)</b>
Shipping Box	<b>360x360x200 mm (14.17x14.17x7.87 in)</b>

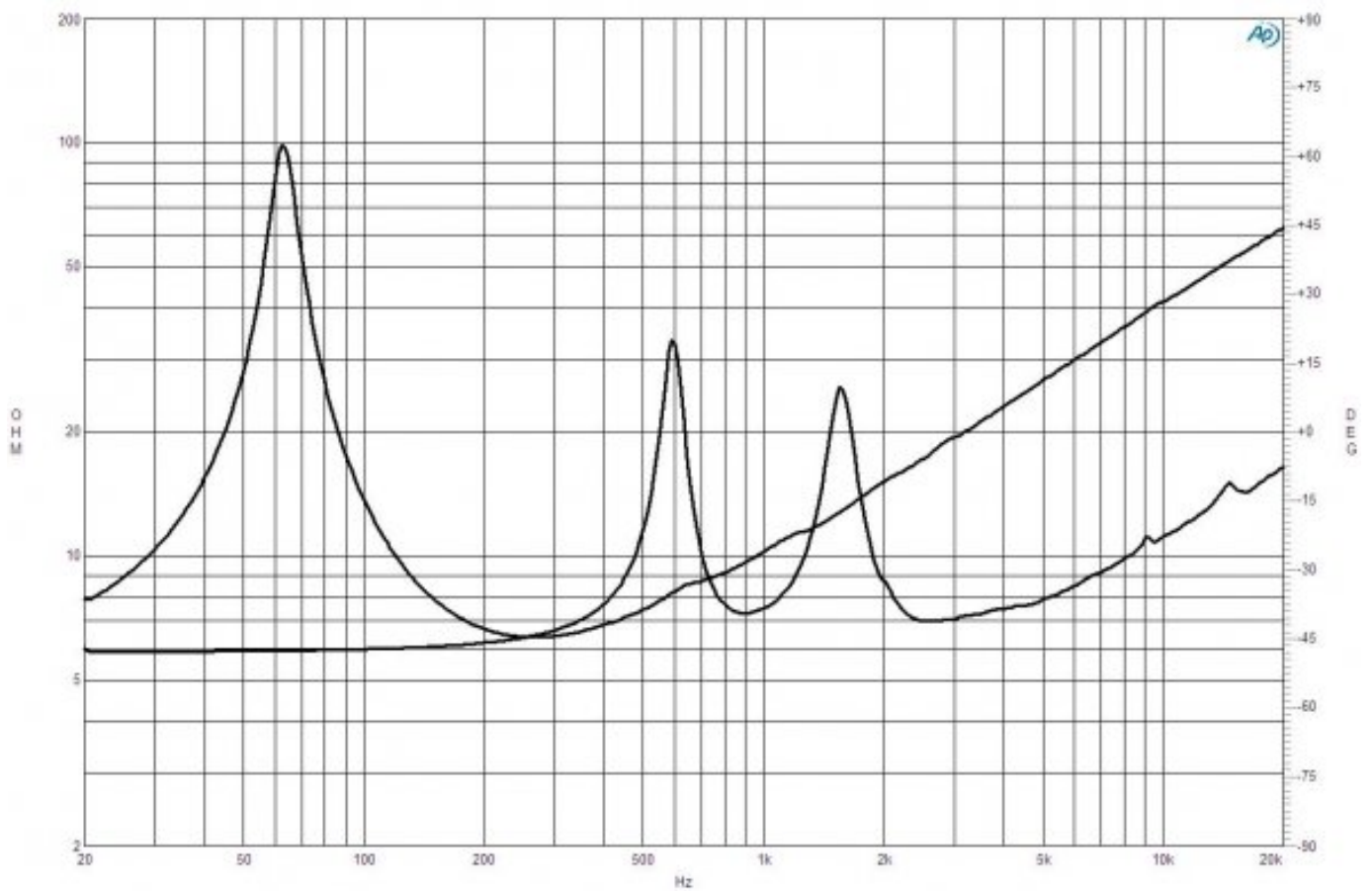
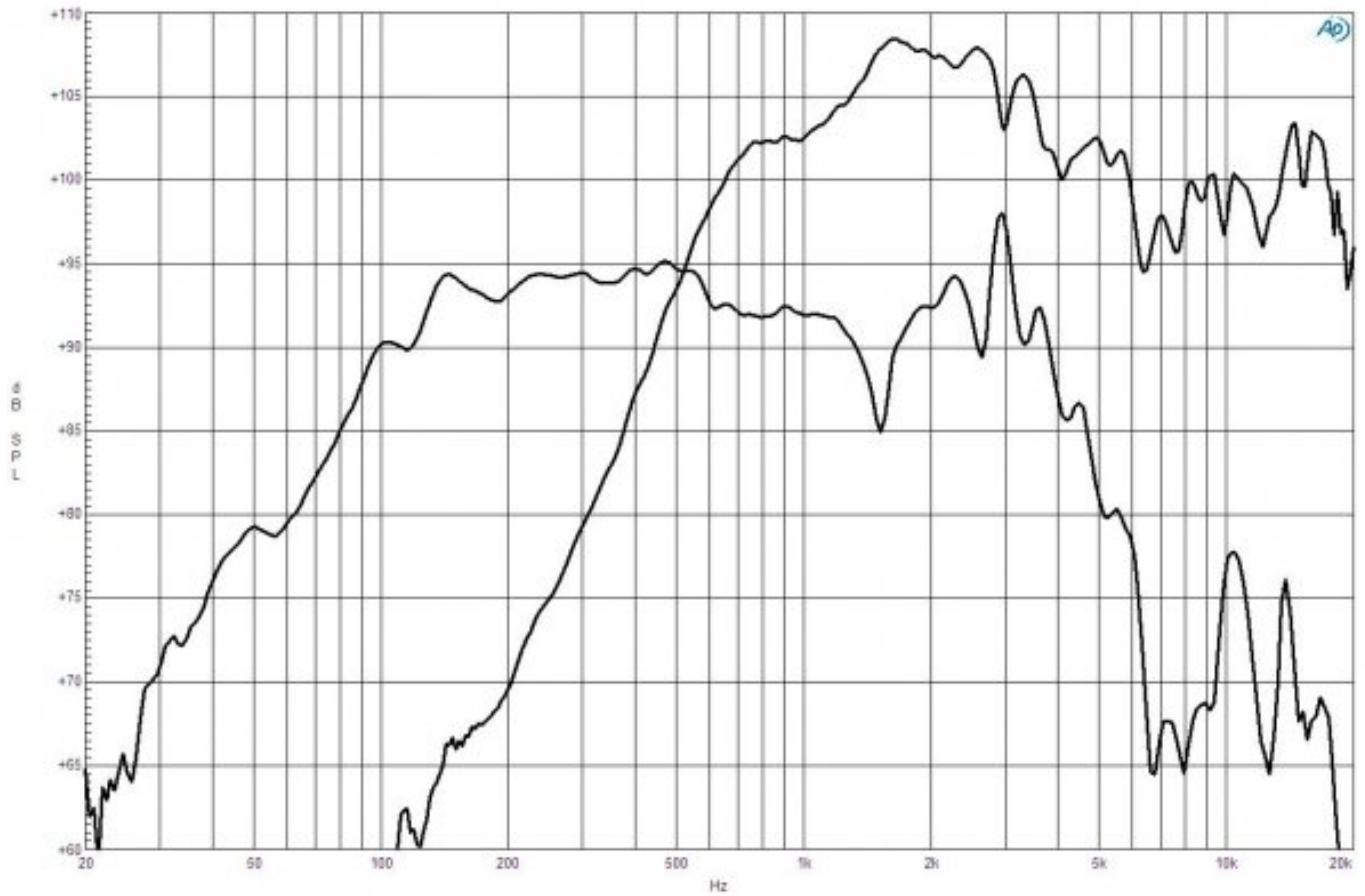
**CROSSOVER**

FB10CX64	<b>8 Ω</b>
----------	------------

**SERVICE KITS**

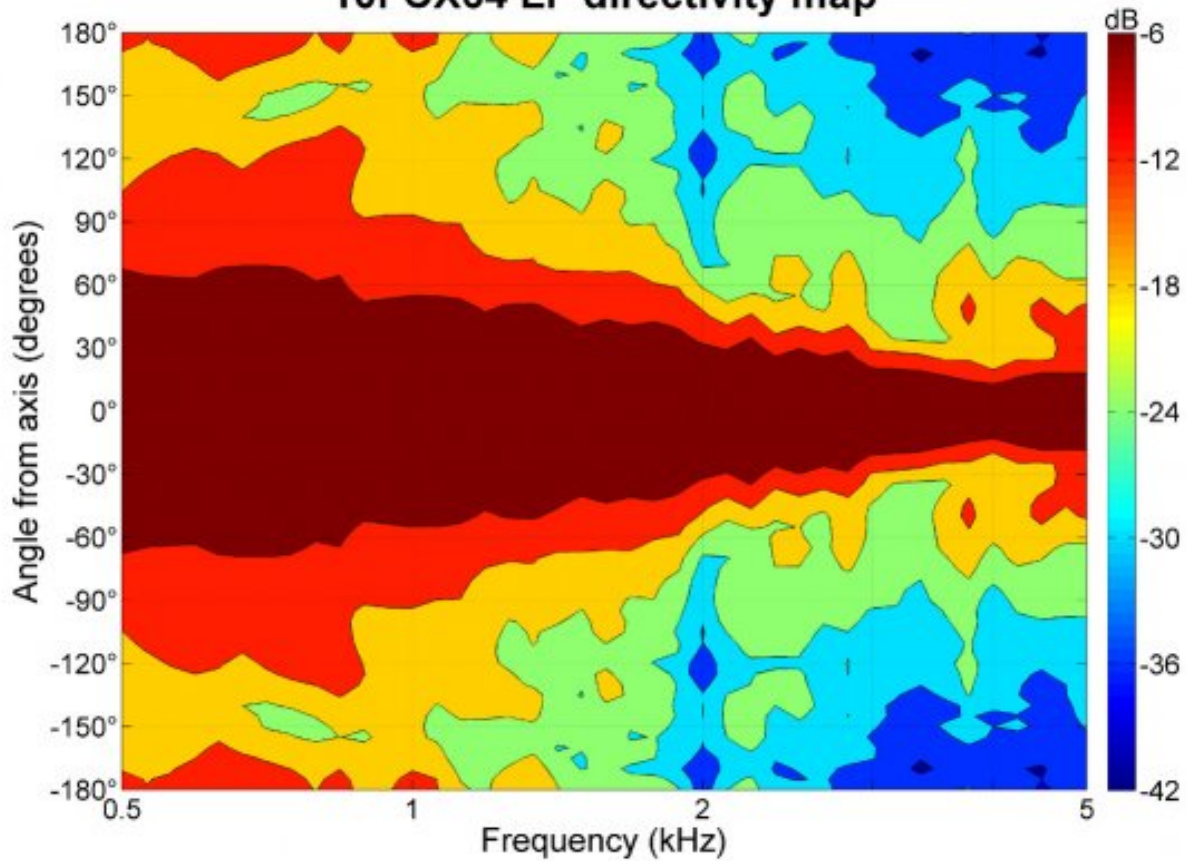
HF replacement-diaphragm	<b>MMD620TN8M</b>
LF recone-kits	<b>RCK10FCX648</b>

## 10FCX64 8 Ω

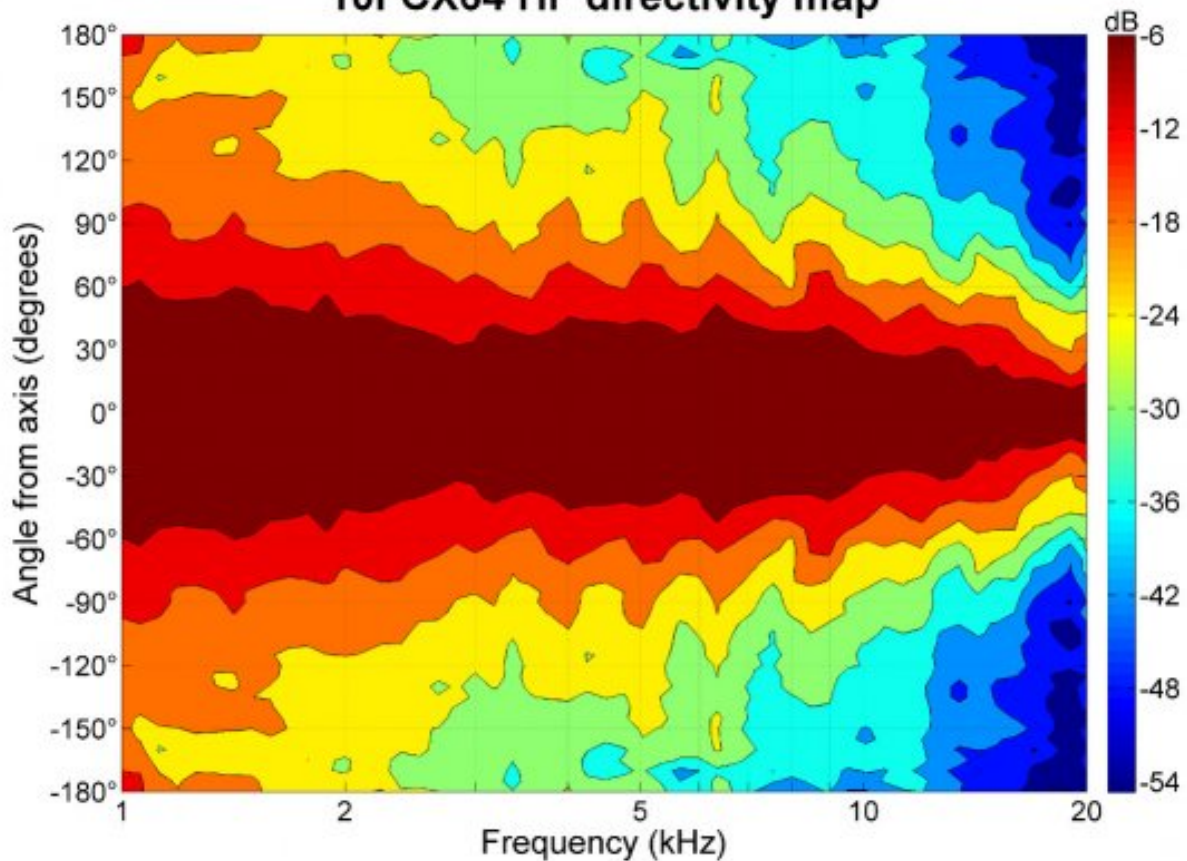


10FCX64 8 Ω

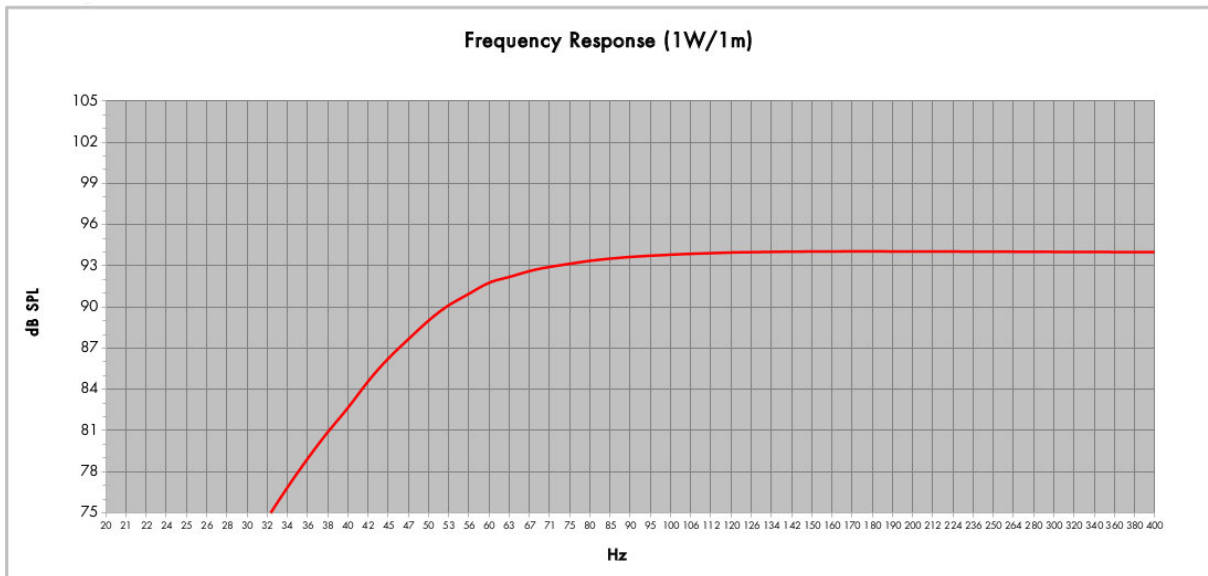
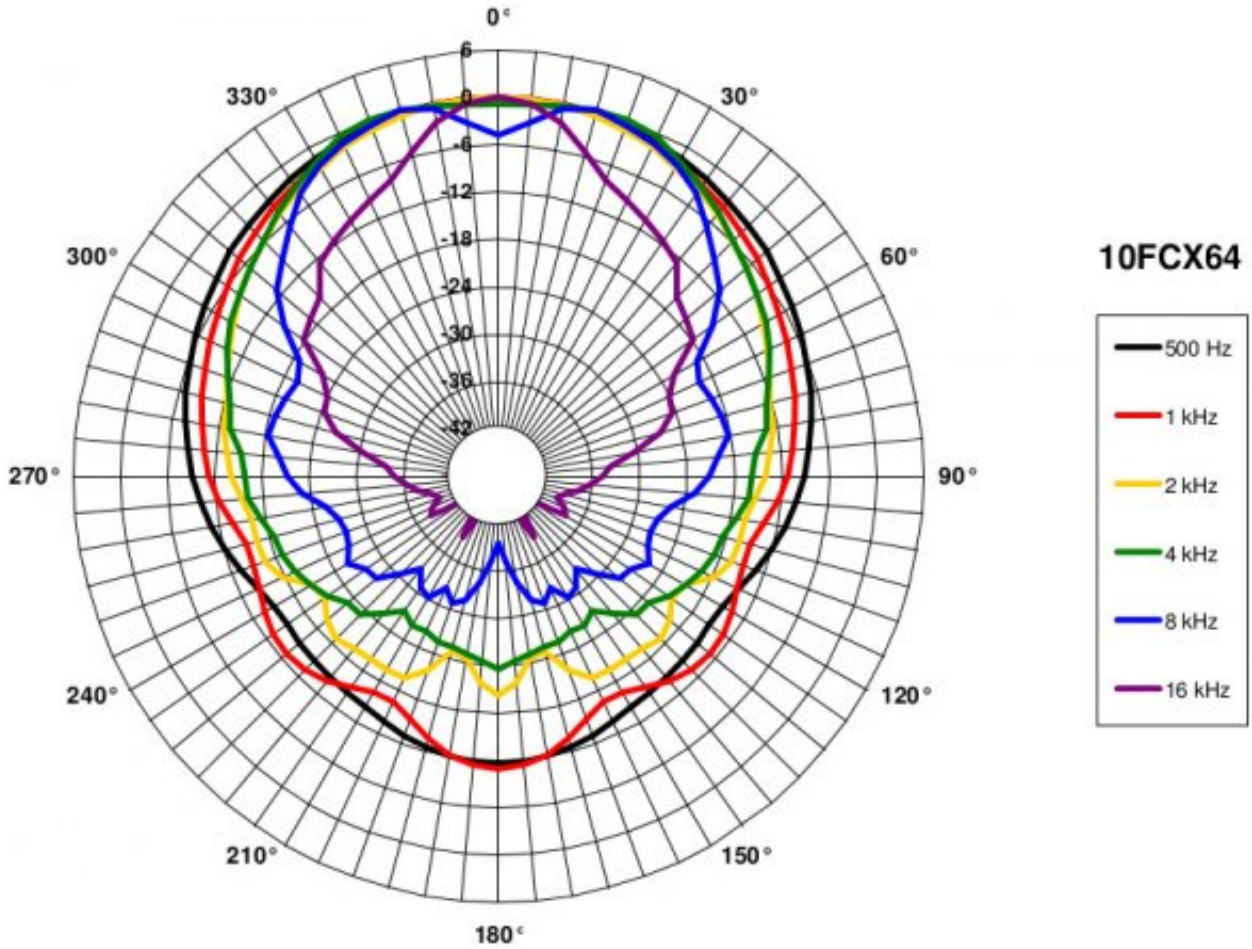
10FCX64 LF directivity map



10FCX64 HF directivity map



10FCX64 8 Ω



Model:	<b>10FCX64</b>	Configuration:	<b>One Driver</b>
Enclosure Type:	<b>Bass Reflex</b>	QB:	<b>7</b>
Internal Net Volume (Litres):	<b>30</b>	Port Area (cm <sup>2</sup> ):	<b>60,8</b>
Tuning Frequency (Hz):	<b>55</b>	Port Length (cm):	<b>12,5</b>
Frequency (-3 dB) (Hz):	<b>56,0</b>		



Professional loudspeaker transducers since 1946

B&C Speakers S.p.A. Via Poggiomoro, 1 - Loc. Vallina, 50012 Bagno a Ripoli (FI) | ITALY  
 Tel. +39 055 65721 | Fax +39 055 6572312 | mail@bcspeakers.com

## 10FCX64 8 Ω

