

12PLB76 8 Ω

Woofer

- 700 W continuous program power capacity
- 76 mm (3 in) aluminium voice coil
- 50 - 2000 Hz response
- 99 dB sensitivity



12PLB76 8 Ω

Woofers

SPECIFICATIONS

Nominal Diameter	320 mm (12 in)
Nominal Impedance	8 Ω
Minimum Impedance	6.4 Ω
Nominal Power Handling	350 W
2 hours test made with continuous pink noise signal within the range Fs-10Fs. Power calculated on rated minimum impedance. Loudspeaker in free air.	
Continuous Power Handling	700 W
Power on Continuous Program is defined as 3 dB greater than the Nominal rating.	
Sensitivity	99 dB
Applied RMS Voltage is set to 2.83 V for 8 ohms Nominal Impedance.	
Frequency Range	50 Hz - 2000 Hz
Voice Coil Diameter	76 mm (3 in)
Winding Material	Aluminium
Former Material	Glass Fibre
Winding Depth	16 mm (0.62 in)
Magnetic Gap Depth	11 mm (0.4 in)
Flux Density	1.05 T
Woofers Cone Treatment	None

PARAMETERS

Thiele-Small parameters are measured after a high level 20 Hz sine wave preconditioning test.

Fs	50 Hz
Re	5 Ω
Qes	0.24
Qms	5.3
Qts	0.23
Vas	75 dm³ (2.6 ft³)
Sd	522 cm² (80.9 in²)
η ₀	3.8 %
X _{max}	5 mm
X _{var}	7 mm
M _{ms}	51 g
Bl	18.6 Tm
Le	1.2 mH
EBP	208 Hz

DESIGN

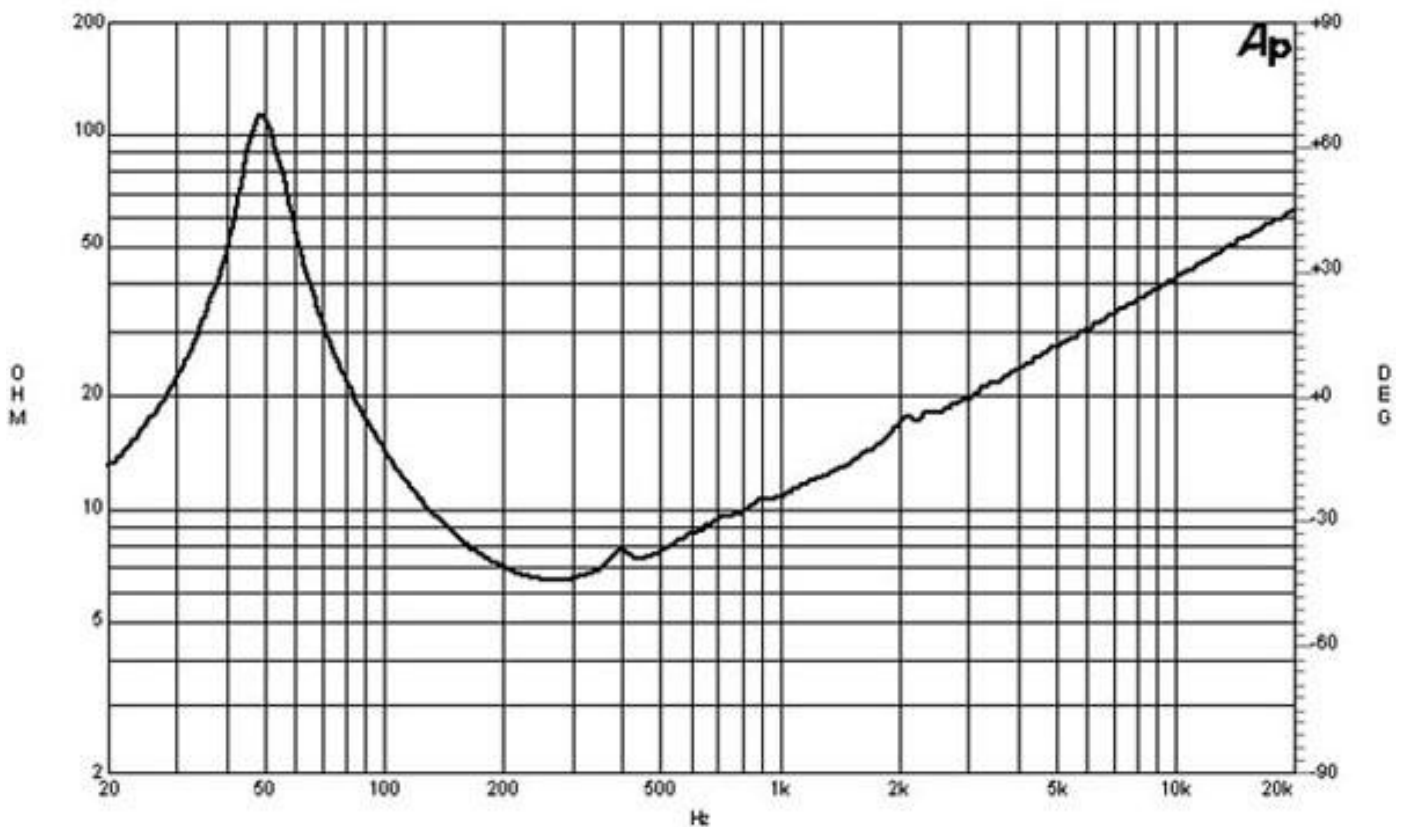
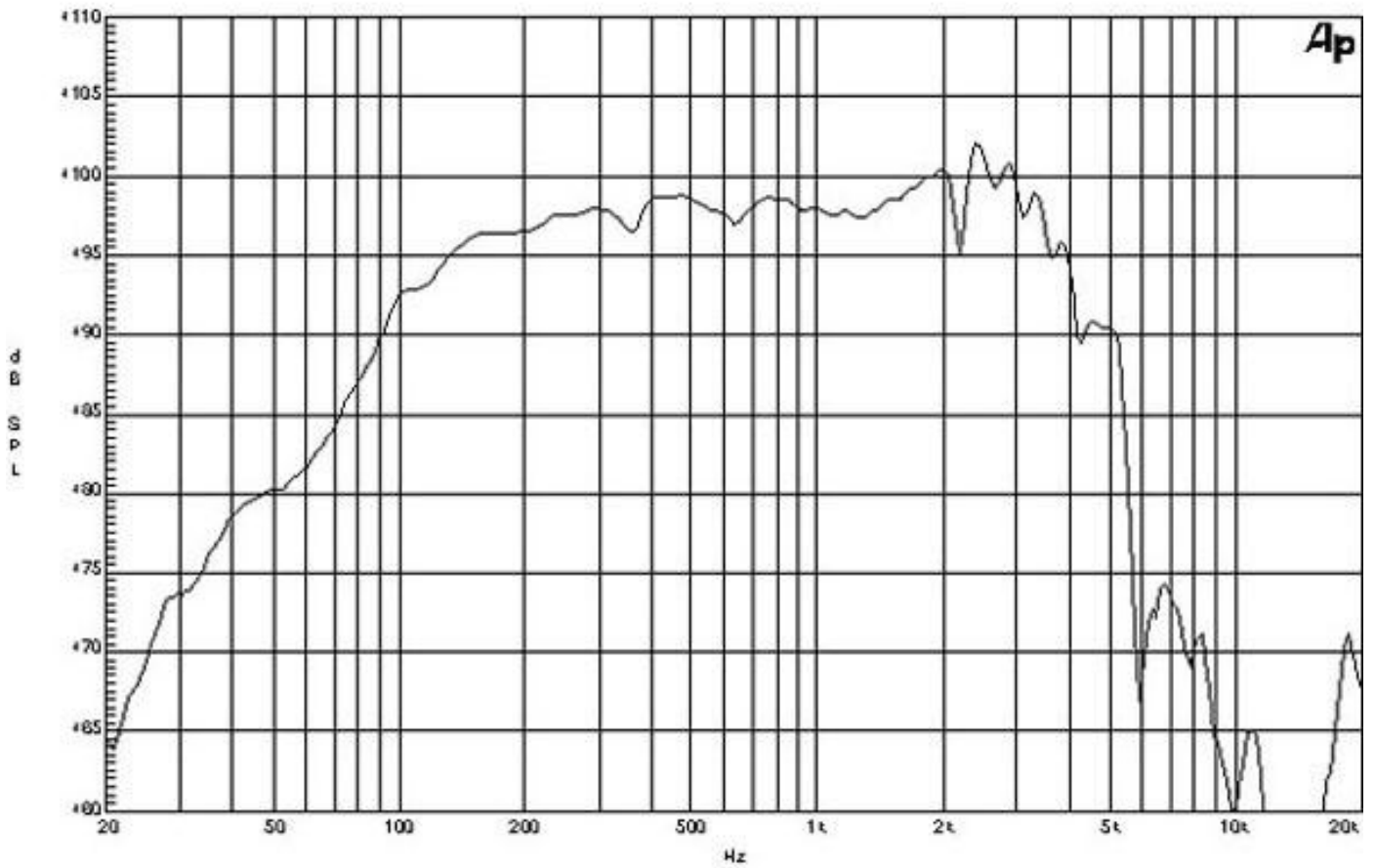
Surround Shape	Double Roll
Cone Shape	Exponential
Magnet Material	Ferrite
Spider	Single
Pole Design	T-Pole
Woofers Cone Treatment	None
Recommended Enclosure	42 dm³ (1.48 ft³)
Recommended Tuning	65 Hz

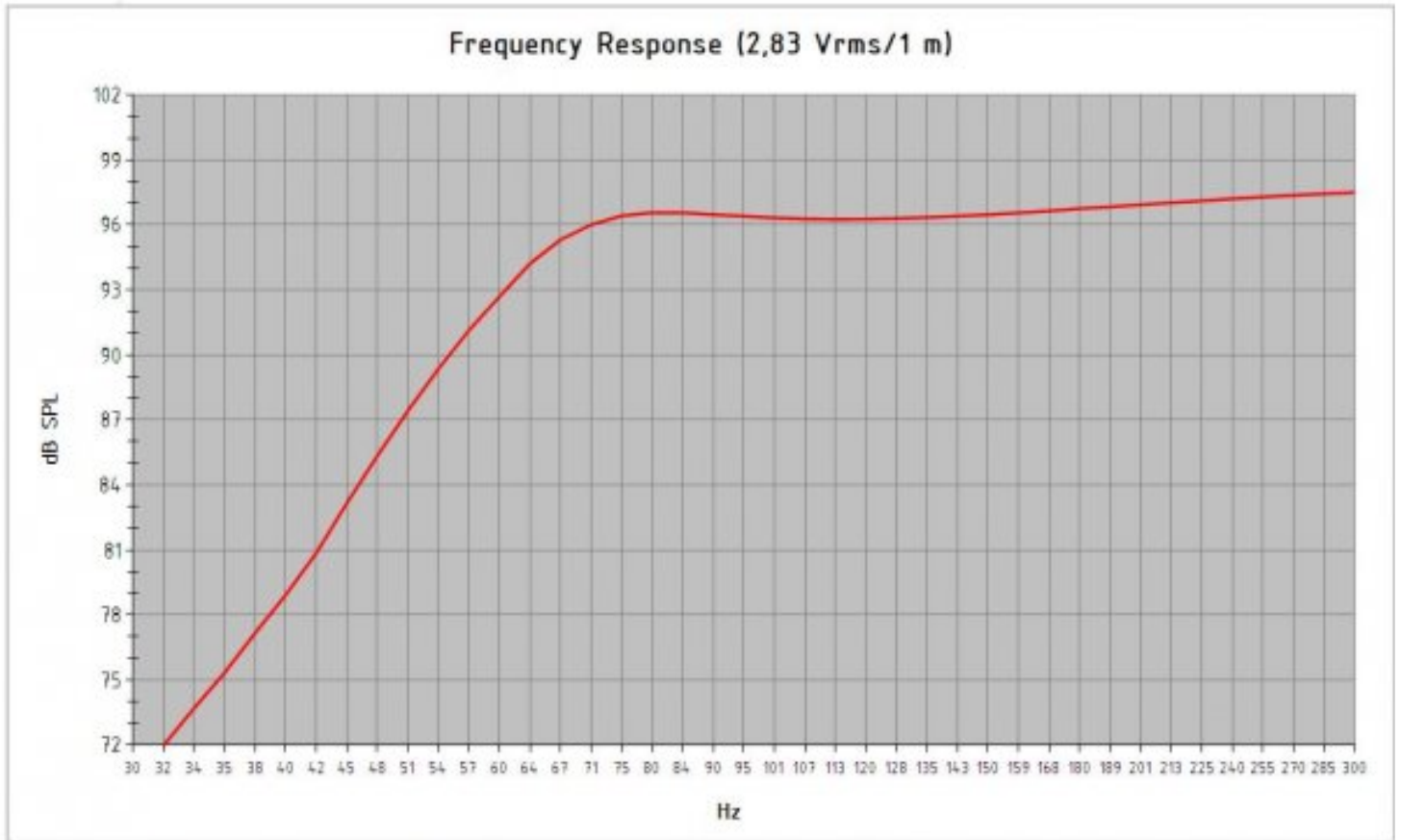
MOUNTING AND SHIPPING INFO

Overall Diameter	316 mm (12.4 in)
Bolt Circle Diameter	296 mm (11.6 in)
Baffle Cutout Diameter	282 mm (11.1 in)
Depth	136 mm (5.35 in)
Flange and Gasket Thickness	16 mm (0.62 in)
Air Volume Occupied by Driver	3.3 dm³ (0.12 ft³)
Net Weight	6.55 kg (14.44 lb)
Shipping Units	1 pcs
Shipping Weight	8.45 kg (18.63 lb)
Shipping Box	360x360x200 mm (14.17x14.17x7.87 in)

SERVICE KITS

LF recone-kits	RCK12PLB768
----------------	--------------------





<i>Model</i>	12 PLB 76		
<i>Enclosure Type</i>	Bass Reflex		
<i>Internal Net Volume (Liters)</i>	42	<i>Port Area (cm²)</i>	138,7
<i>Tuning Frequency (Hz)</i>	65	<i>Port Length (cm)</i>	11,9
<i>Frequency (-3 dB) (Hz)</i>	66,8		
<i>Excursion Limited Maximum SPL at 1 meter (dB)</i>	121,5	equal to	258,0 Watts (Bass Band Power Rating)
<i>Thermal Limited Maximum SPL at 1 meter (dB)</i>	122,8	equal to	350,0 Watts (Mid Band Power Rating)

LF Drivers

Ø 12 inches

12PLB76 8 Ω

Woofer

