

LF Drivers

Ø 12 inches

12PS100 8 Ω

Subwoofer

- 1400 W continuous program power capacity
- 100 mm (4 in) copper voice coil
- 45 - 1000 Hz response
- 93 dB sensitivity
- Double silicone spider with optimized compliance



SPECIFICATIONS

Nominal Diameter	320 mm (12 in)
Nominal Impedance	8 Ω
Minimum Impedance	6.7 Ω
Nominal Power Handling	700 W
2 hours test made with continuous pink noise signal within the range Fs-10Fs. Power calculated on rated minimum impedance. Loudspeaker in free air.	
Continuous Power Handling	1400 W
Power on Continuous Program is defined as 3 dB greater than the Nominal rating.	
Sensitivity	93 dB
Applied RMS Voltage is set to 2.83 V for 8 ohms Nominal Impedance.	
Frequency Range	45 Hz - 1000 Hz
Voice Coil Diameter	100 mm (4 in)
Winding Material	Copper
Former Material	Glass Fibre
Winding Depth	21 mm (0.83 in)
Magnetic Gap Depth	11 mm (0.4 in)
Flux Density	1.05 T
Woofer Cone Treatment	TWP Waterproof Both Sides

PARAMETERS

Thiele-Small parameters are measured after a high level 20 Hz sine wave preconditioning test.

Fs	44 Hz
Re	5.3 Ω
Qes	0.29
Qms	3.9
Qts	0.27
Vas	47 dm³ (1.6 ft³)
Sd	531 cm² (82.3 in²)
η0	1.3 %
Xmax	8 mm
Xvar	8 mm
Mms	106 g
Bl	22.5 Tm
Le	2 mH
EBP	152 Hz

DESIGN

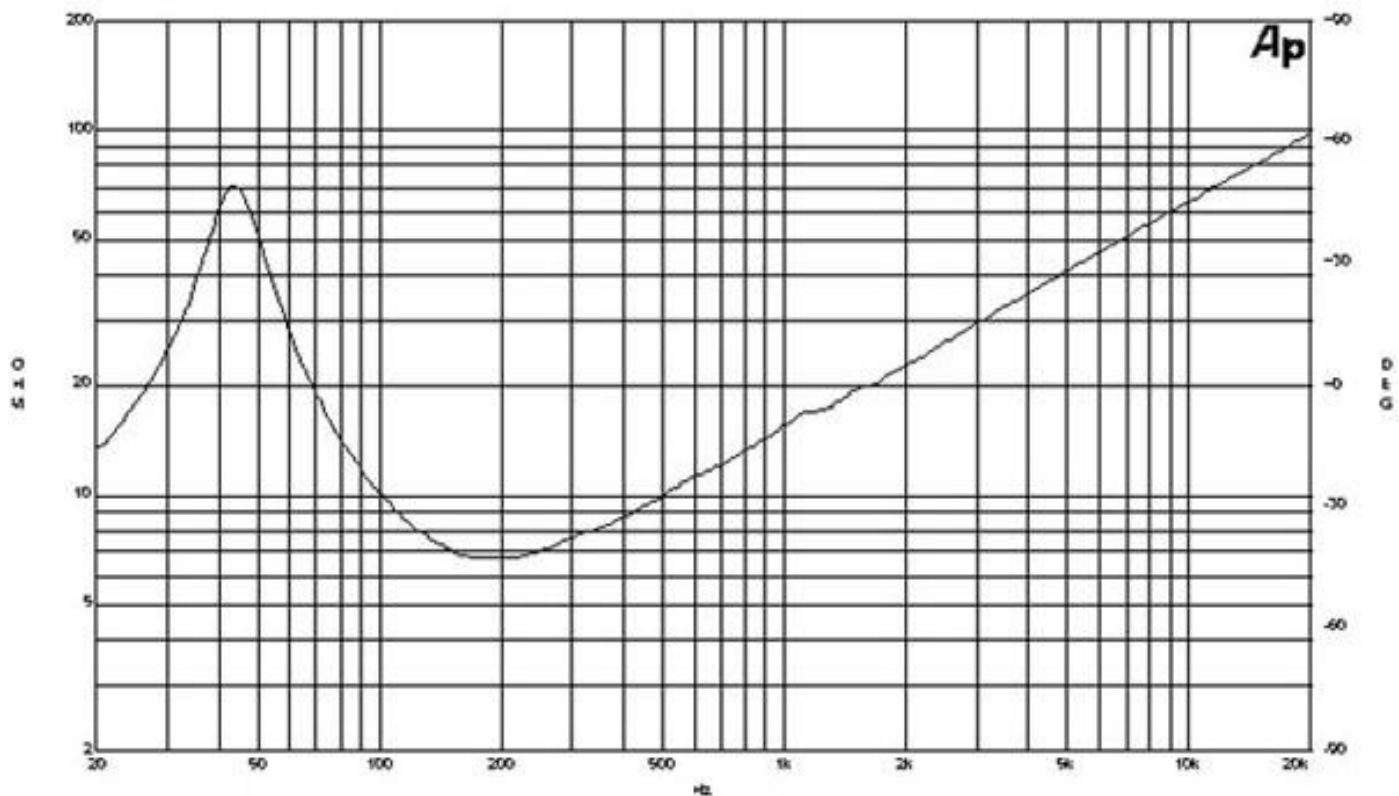
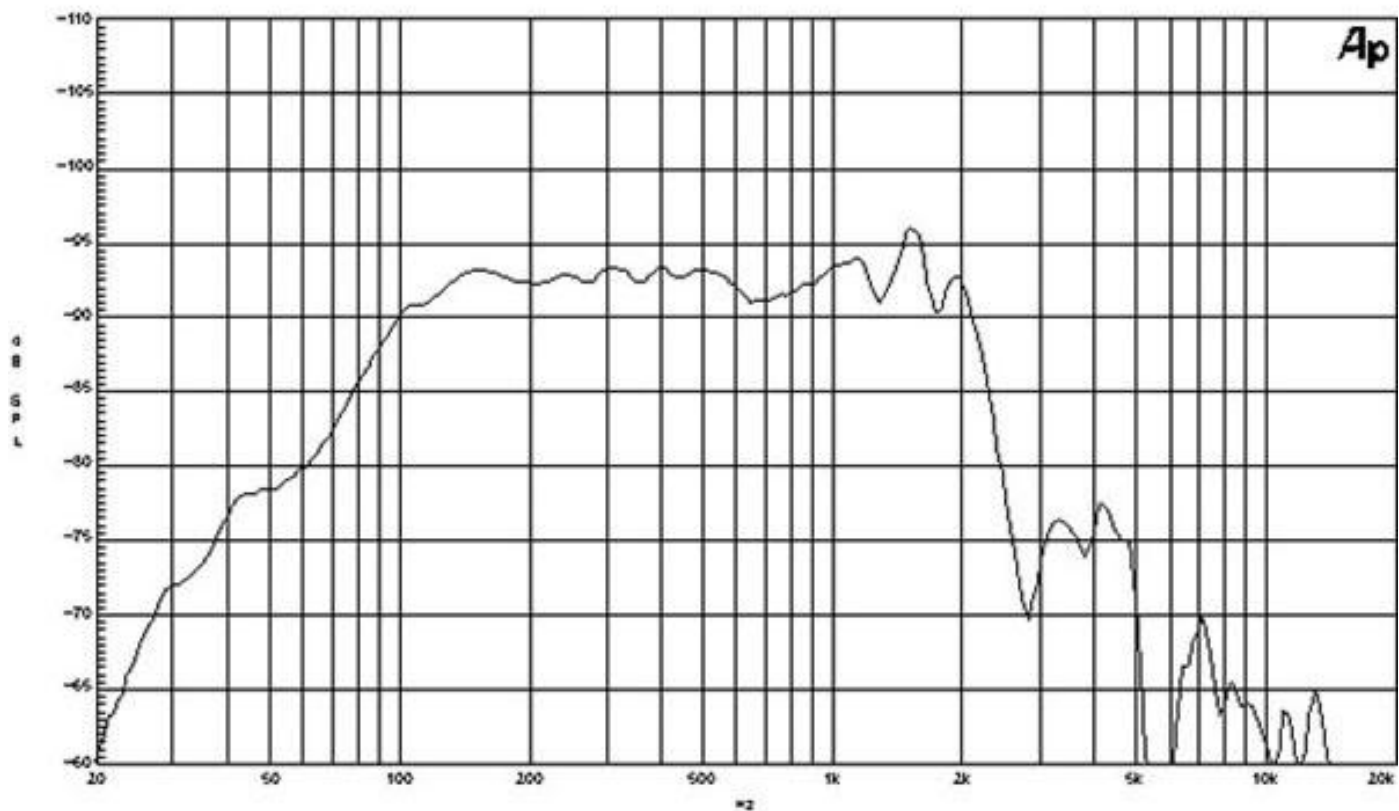
Surround Shape	Triple Roll
Cone Shape	Radial
Magnet Material	Ferrite
Spider	Double Silicone
Pole Design	T-Pole
Woofer Cone Treatment	TWP Waterproof Both Sides
Recommended Enclosure	40 dm³ (1.41 ft³)
Recommended Tuning	48 Hz

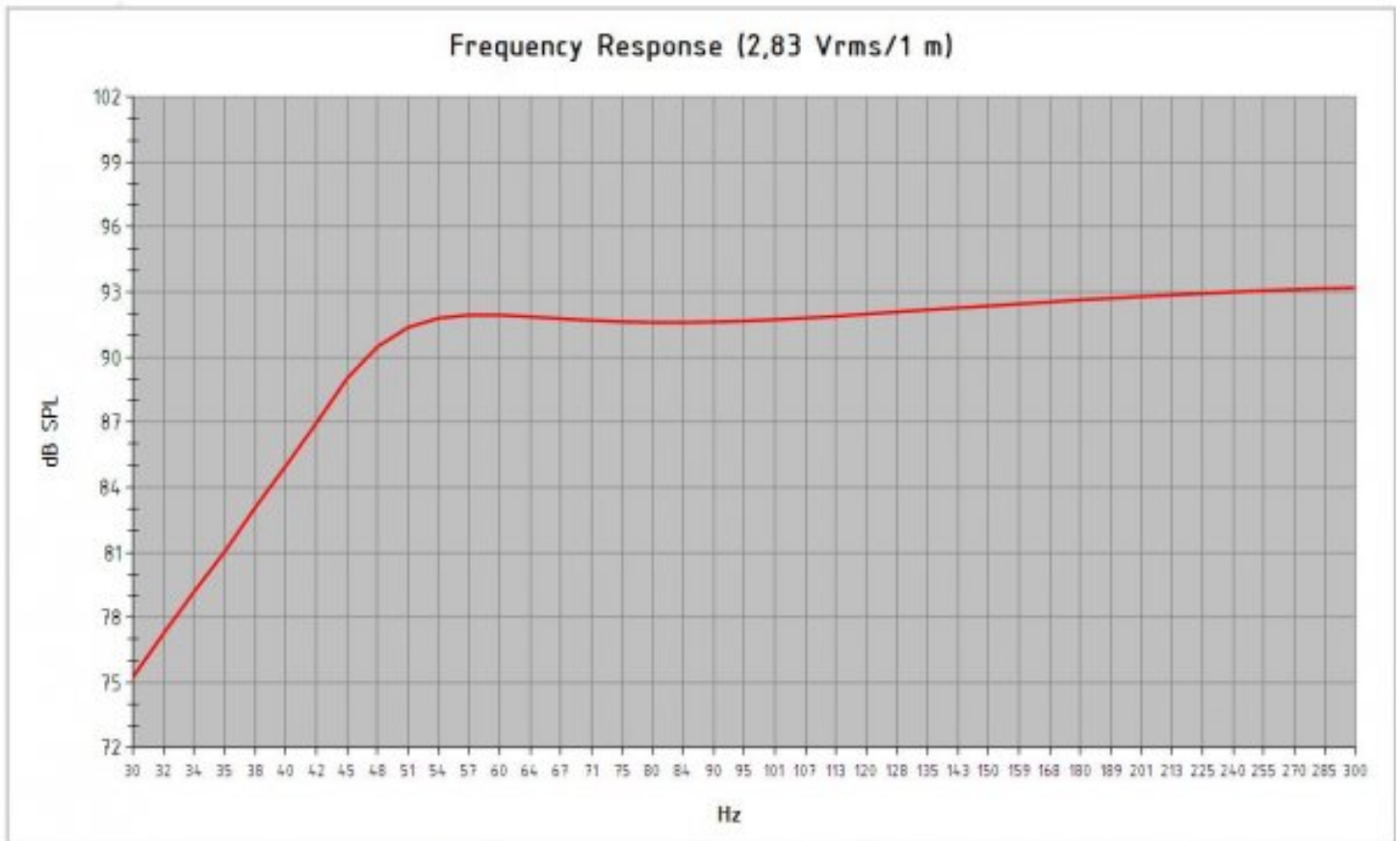
MOUNTING AND SHIPPING INFO

Overall Diameter	319 mm (12.5 in)
Bolt Circle Diameter	299 mm (11.8 in)
Baffle Cutout Diameter	281 mm (11.1 in)
Depth	118 mm (4.6 in)
Flange and Gasket Thickness	13 mm (0.5 in)
Air Volume Occupied by Driver	3.5 dm³ (0.12 ft³)
Net Weight	8.8 kg (19.4 lb)
Shipping Units	1 pcs
Shipping Weight	9.7 kg (21.38 lb)
Shipping Box	360x360x200 mm (14.17x14.17x7.87 in)

SERVICE KITS

LF recone-kits	RCK12PS1008
----------------	--------------------





<i>Model:</i>	12 PS 100		
<i>Enclosure Type:</i>	Bass Reflex		
<i>Internal Net Volume (Liters):</i>	40	<i>Port Area (cm²):</i>	138,7
<i>Tuning Frequency (Hz):</i>	48	<i>Port Length (cm):</i>	33,8
<i>Frequency (-3 dB) (Hz):</i>	48,4		
<i>Excursion Limited Maximum SPL at 1 meter (dB):</i>	119,1	equal to	425,4 Watts (Bass Band Power Rating)
<i>Thermal Limited Maximum SPL at 1 meter (dB):</i>	121,3	equal to	700,0 Watts (Mid Band Power Rating)

LF Drivers

Ø 12 inches

12PS100 8 Ω

Subwoofer

