

- 1600 W continuous program power capacity
- 100 mm (4 in) aluminium voice coil
- 45 - 2000 Hz response
- 98 dB sensitivity
- FEA optimized Neodymium magnet assembly
- Double silicone spider with optimized compliance
- Ventilated voice coil gap for reduced power compression
- Aluminum demodulating rings allows a very low distortion figure



15NA100 8 Ω

Woofer

SPECIFICATIONS

Nominal Diameter	380 mm (15 in)
Nominal Impedance	8 Ω
Minimum Impedance	6.6 Ω
Nominal Power Handling	800 W
2 hours test made with continuous pink noise signal within the range Fs-10Fs. Power calculated on rated minimum impedance. Loudspeaker in free air.	
Continuous Power Handling	1600 W
Power on Continuous Program is defined as 3 dB greater than the Nominal rating.	
Sensitivity	98 dB
Applied RMS Voltage is set to 2.83 V for 8 ohms Nominal Impedance.	
Frequency Range	45 Hz - 2000 Hz
Voice Coil Diameter	100 mm (4 in)
Winding Material	Aluminium
Former Material	Glass Fibre
Winding Depth	23 mm (0.9 in)
Magnetic Gap Depth	11 mm (0.43 in)
Flux Density	1.2 T
Woofer Cone Treatment	WP Waterproof Front Side

PARAMETERS

Thiele-Small parameters are measured after a high level 20 Hz sine wave preconditioning test.

Fs	47 Hz
Re	5.1 Ω
Qes	0.29
Qms	6.1
Qts	0.28
Vas	88 dm³ (3.1 ft³)
Sd	855 cm² (132.5 in²)
η0	2.9 %
Xmax	10 mm
Xvar	9 mm
Mms	136 g
Bl	26.3 Tm
Le	1.2 mH
EBP	162 Hz

DESIGN

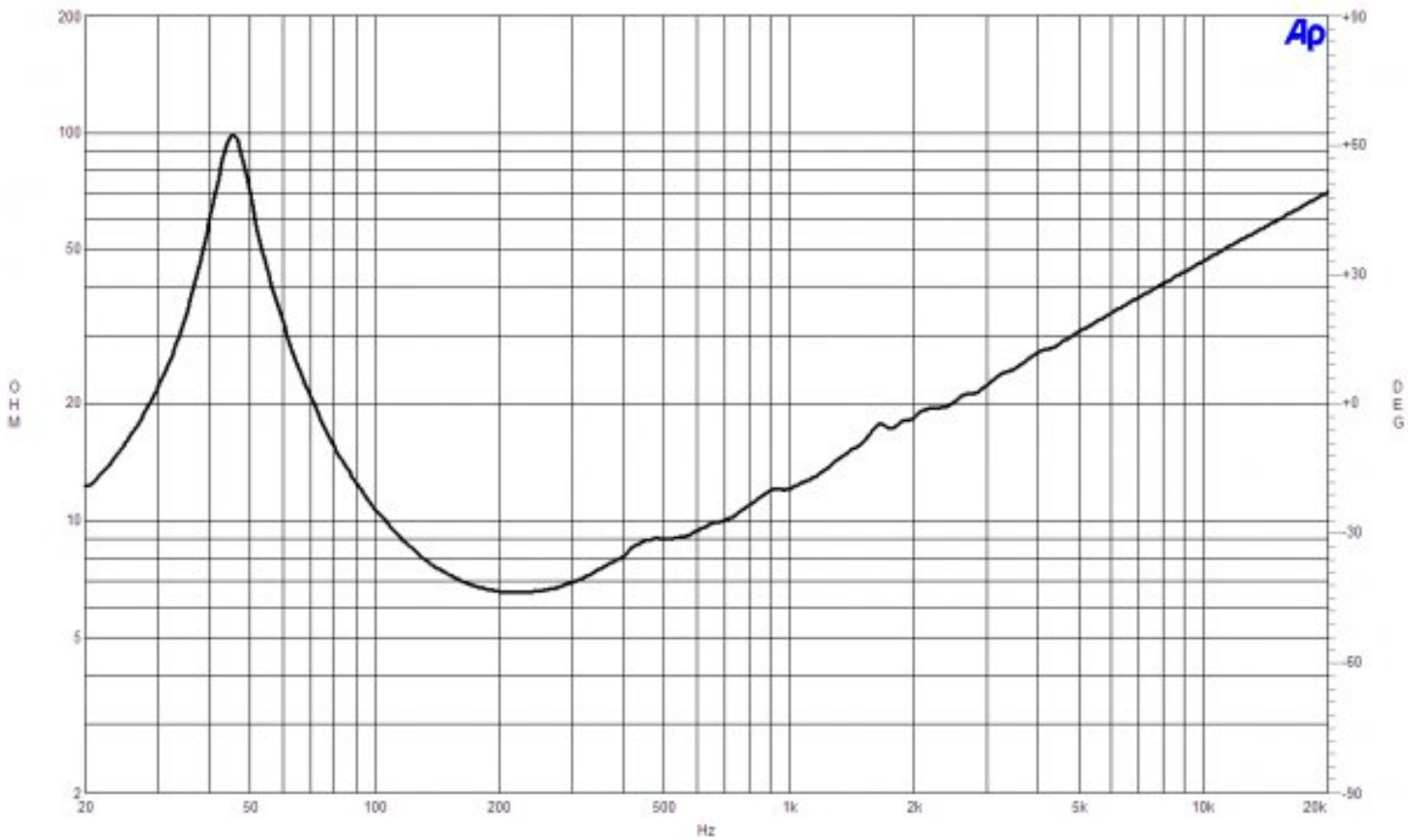
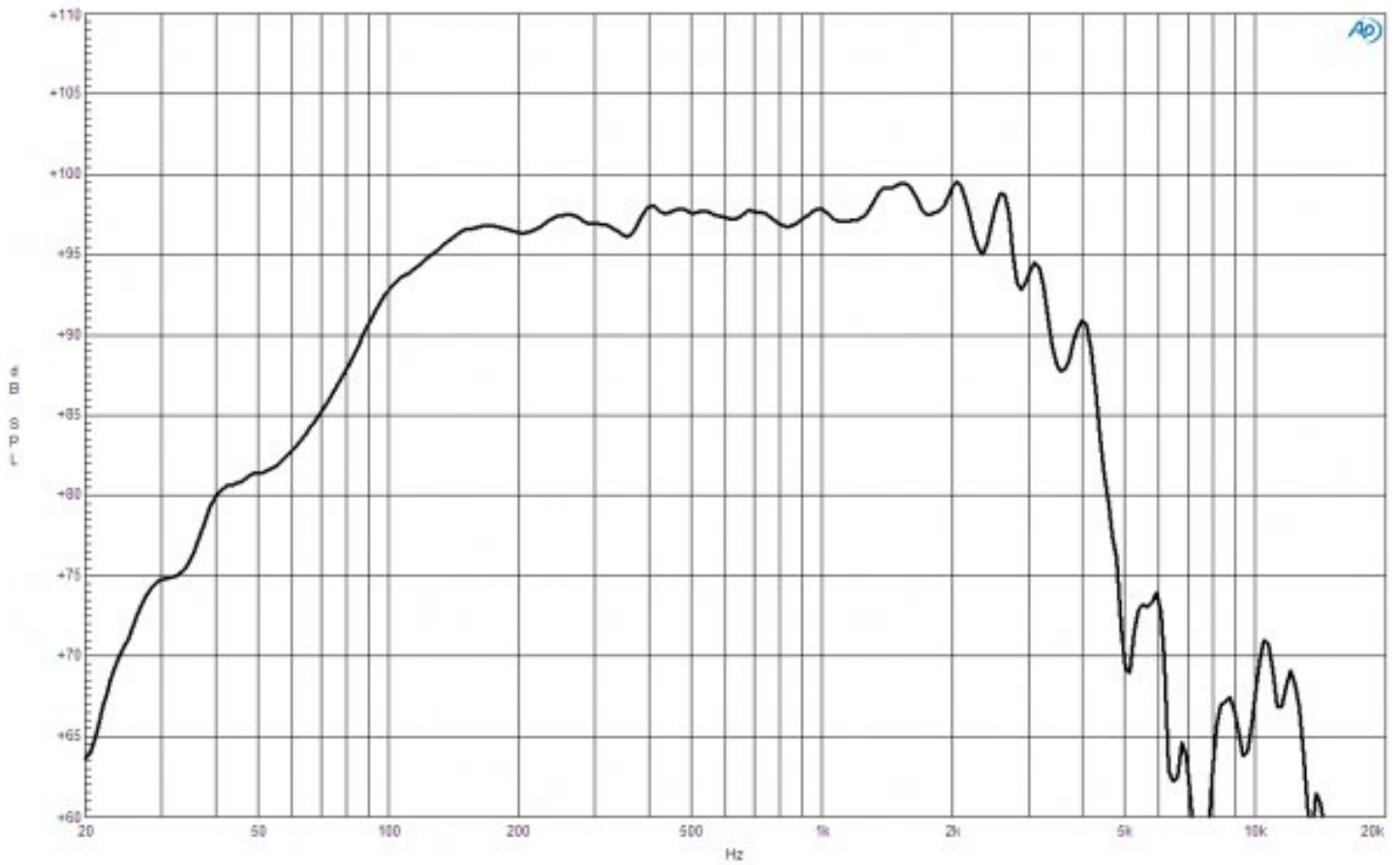
Surround Shape	Triple Roll
Cone Shape	Exponential
Magnet Material	Neodymium Inside Slug
Spider	Double Silicone
Pole Design	T-Pole
Woofer Cone Treatment	WP Waterproof Front Side
Recommended Enclosure	80 dm³ (2.82 ft³)
Recommended Tuning	50 Hz

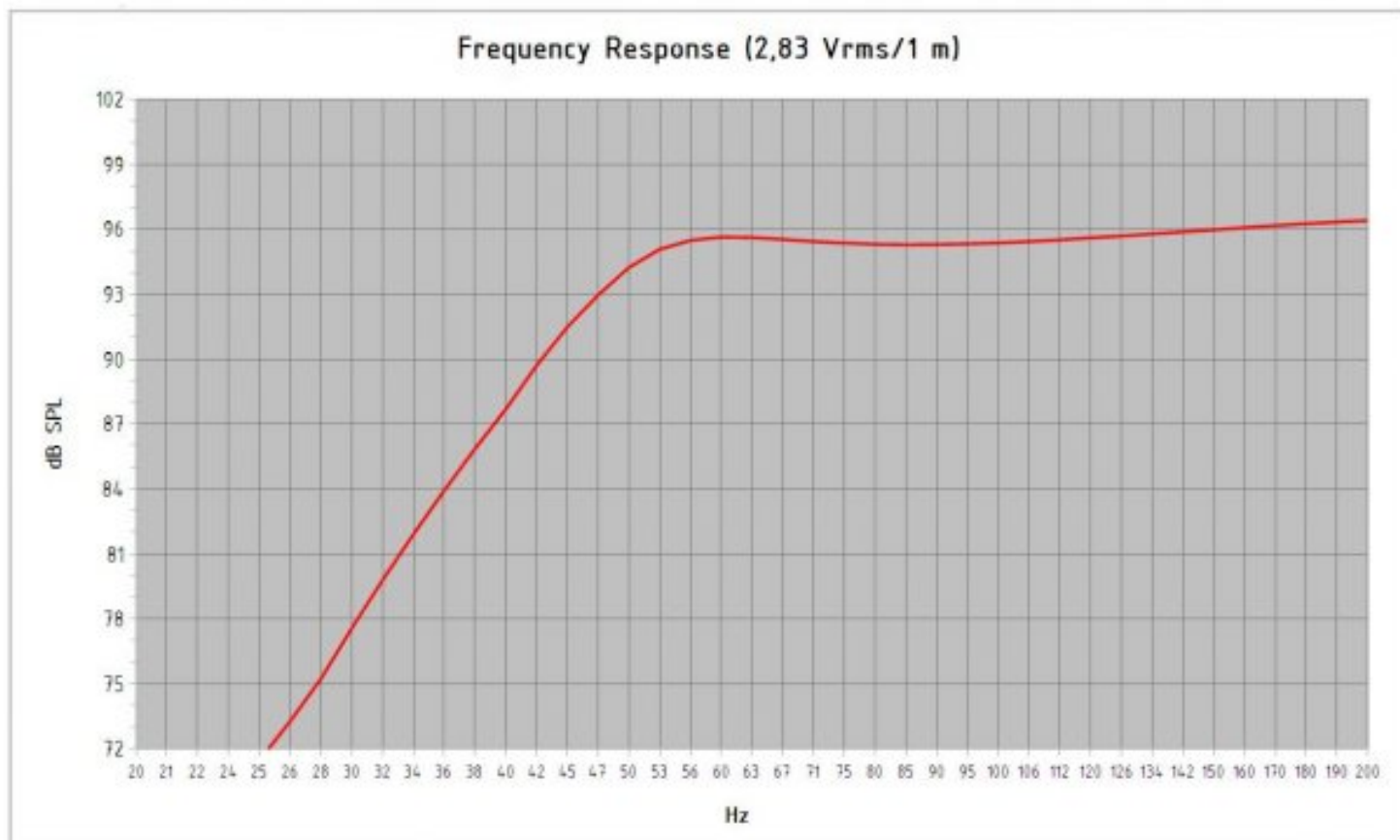
MOUNTING AND SHIPPING INFO

Overall Diameter	393 mm (15.5 in)
Bolt Circle Diameter	374 mm (14.7 in)
Baffle Cutout Diameter	354 mm (13.9 in)
Depth	180 mm (7.09 in)
Flange and Gasket Thickness	16 mm (0.62 in)
Air Volume Occupied by Driver	6 dm³ (0.21 ft³)
Net Weight	8.6 kg (18.96 lb)
Shipping Units	1 pcs
Shipping Weight	9.9 kg (21.83 lb)
Shipping Box	425x425x224 mm (16.73x16.73x8.82 in)

SERVICE KITS

LF recone-kits	RCK15NA1008
----------------	--------------------





Model: **15 NA 100**
Enclosure Type: **Bass Reflex**

<i>Internal Net Volume (Liters):</i> 80	<i>Port Area (cm²):</i> 222,3
<i>Tuning Frequency (Hz):</i> 50	<i>Port Length (cm):</i> 18,7
<i>Frequency (-3 dB) (Hz):</i> 50,1	

Excursion Limited Maximum SPL at 1 meter (dB): **123,9** equal to **553,8** Watts (*Bass Band Power Rating*)
Thermal Limited Maximum SPL at 1 meter (dB): **125,4** equal to **800,0** Watts (*Mid Band Power Rating*)



