

- 1200 W continuous program power capacity
- 76 mm (3 in) copper voice coil
- 40 - 2000 Hz response
- 100.5 dB sensitivity
- Aluminium demodulating ring allows a very low distortion figure
- Neodymium ring magnet assembly
- Double silicone spider and ventilated voice coil gap



15NW76 8 Ω

Woofer

SPECIFICATIONS

Nominal Diameter	380 mm (15 in)
Nominal Impedance	8 Ω
Minimum Impedance	6.9 Ω
Nominal Power Handling	600 W
2 hours test made with continuous pink noise signal within the range Fs-10Fs. Power calculated on rated minimum impedance. Loudspeaker in free air.	
Continuous Power Handling	1200 W
Power on Continuous Program is defined as 3 dB greater than the Nominal rating.	
Sensitivity	100.5 dB
Applied RMS Voltage is set to 2.83 V for 8 ohms Nominal Impedance.	
Frequency Range	40 Hz - 2000 Hz
Voice Coil Diameter	76 mm (3 in)
Winding Material	Copper
Former Material	Glass Fibre
Winding Depth	19 mm (0.75 in)
Magnetic Gap Depth	11 mm (0.43 in)
Flux Density	1.3 T
Woofer Cone Treatment	TWP Waterproof Both Sides

PARAMETERS

Thiele-Small parameters are measured after a high level 20 Hz sine wave preconditioning test.

Fs	42 Hz
Re	5.3 Ω
Qes	0.23
Qms	4.3
Qts	0.22
Vas	130 dm³ (4.5 ft³)
Sd	855 cm² (132.5 in²)
η0	4.4 %
Xmax	8 mm
Xvar	10 mm
Mms	104 g
Bl	25.5 Tm
Le	1.25 mH
EBP	183 Hz

DESIGN

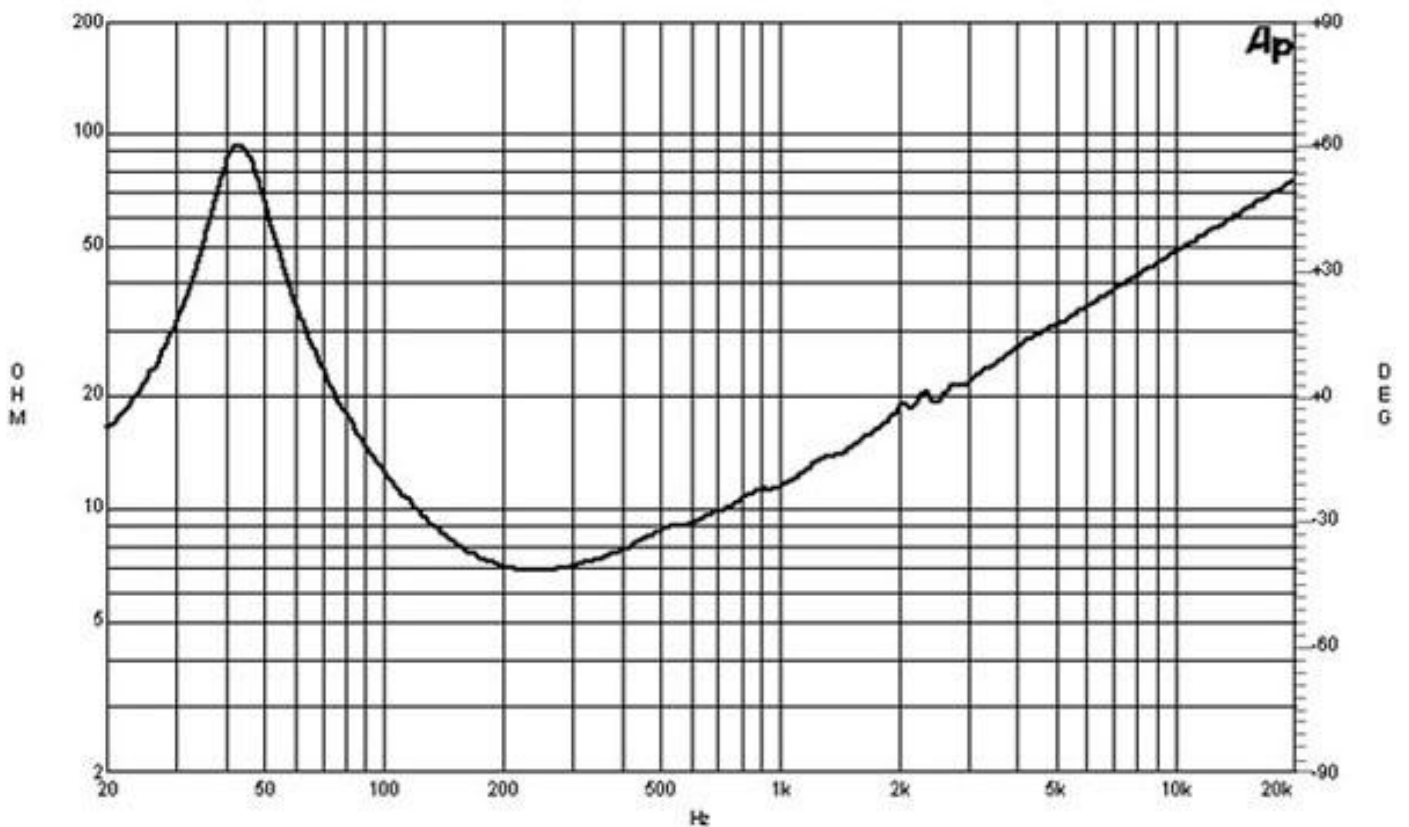
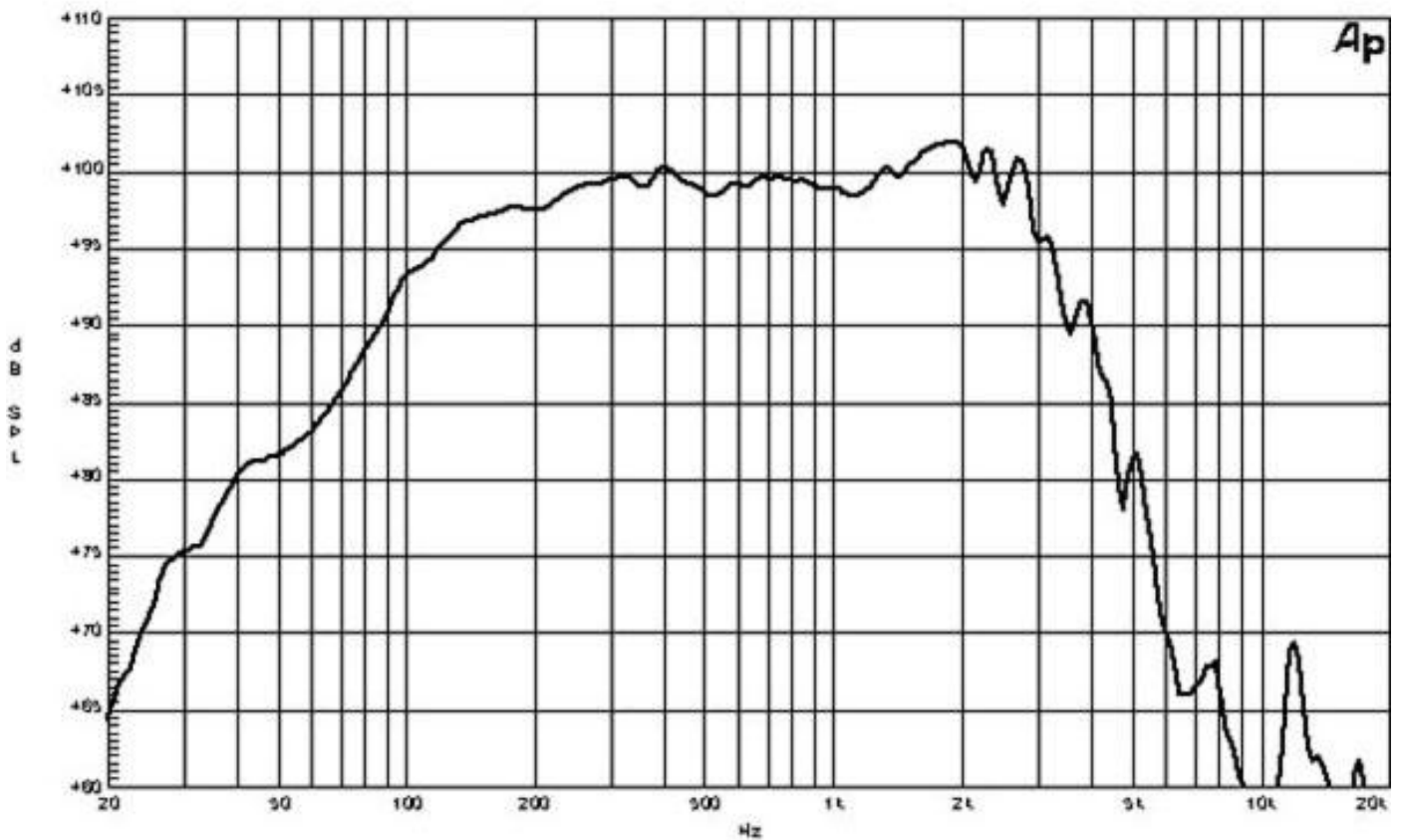
Surround Shape	Triple Roll
Cone Shape	Exponential
Magnet Material	Neodymium Ring
Spider	Double Silicone
Pole Design	T-Pole
Woofer Cone Treatment	TWP Waterproof Both Sides
Recommended Enclosure	90 dm³ (3.18 ft³)
Recommended Tuning	53 Hz

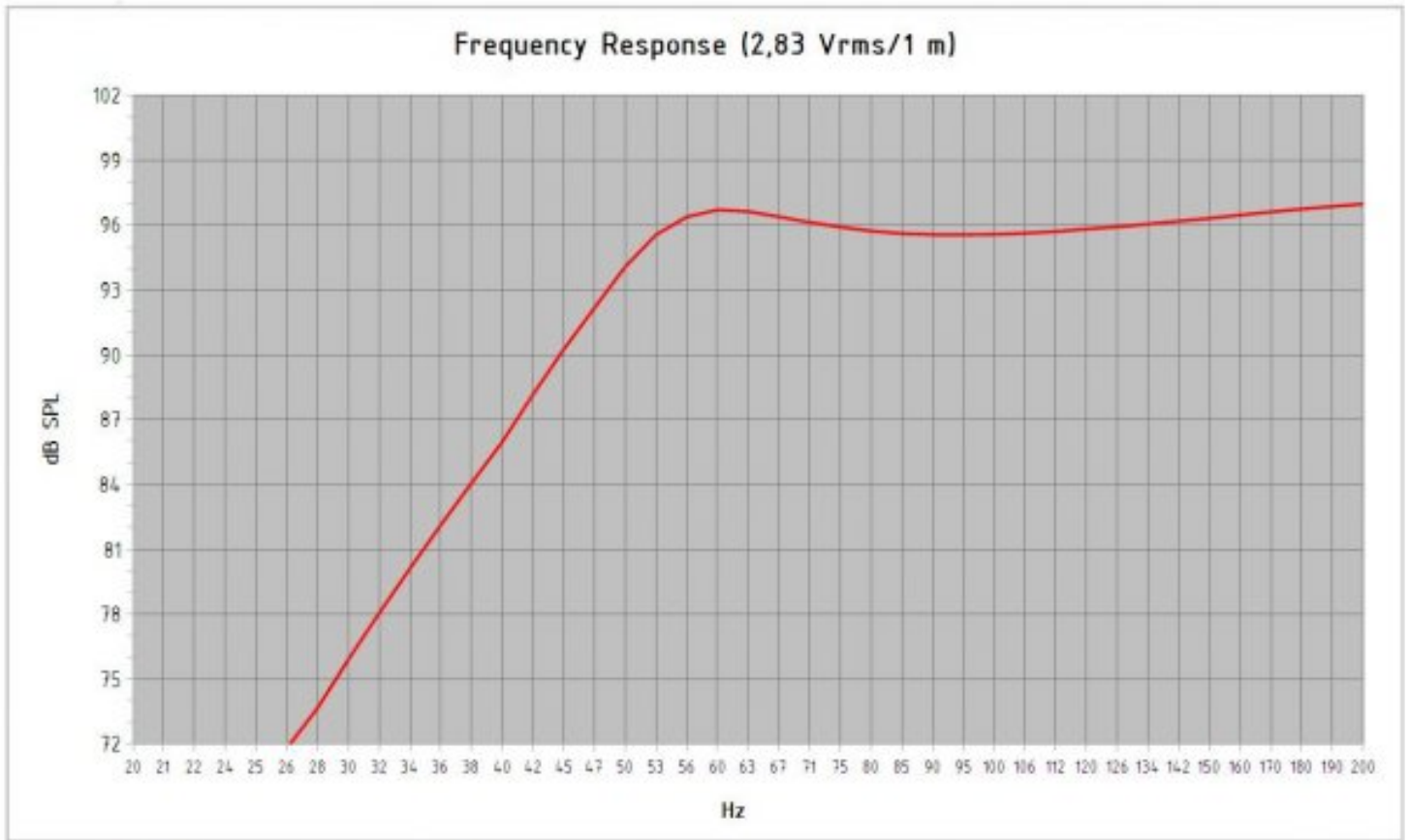
MOUNTING AND SHIPPING INFO

Overall Diameter	393 mm (15.5 in)
Bolt Circle Diameter	374 mm (14.7 in)
Baffle Cutout Diameter	354 mm (13.9 in)
Depth	177 mm (7 in)
Flange and Gasket Thickness	16 mm (0.62 in)
Air Volume Occupied by Driver	3.7 dm³ (0.13 ft³)
Net Weight	5.6 kg (12.3 lb)
Shipping Units	1 pcs
Shipping Weight	6.9 kg (15.21 lb)
Shipping Box	425x425x224 mm (16.73x16.73x8.82 in)

SERVICE KITS

LF recone-kits	RCK15NW768
----------------	-------------------





<i>Model:</i>	15 NW 76		
<i>Enclosure Type:</i>	Bass Reflex		
<i>Internal Net Volume (Liters):</i>	90	<i>Port Area (cm²):</i>	222,3
<i>Tuning Frequency (Hz):</i>	53	<i>Port Length (cm):</i>	11,7
<i>Frequency (-3 dB) (Hz):</i>	52,9		
<i>Excursion Limited Maximum SPL at 1 meter (dB):</i>	124,8	equal to	494,9 Watts <i>(Bass Band Power Rating)</i>
<i>Thermal Limited Maximum SPL at 1 meter (dB):</i>	125,6	equal to	600,0 Watts <i>(Mid Band Power Rating)</i>

