

- 2400 W continuous program power capacity
- 100 mm (4 in) copper voice coil
- 35 - 1000 Hz response
- 98 dB sensitivity
- FEA optimized Neodymium magnet assembly
- Double silicone spider with optimized compliance
- Ventilated voice coil gap for reduced power compression



SPECIFICATIONS

Nominal Diameter	460 mm (18 in)
Nominal Impedance	8 Ω
Minimum Impedance	6.3 Ω
Nominal Power Handling	1200 W
2 hours test made with continuous pink noise signal within the range Fs-10Fs. Power calculated on rated minimum impedance. Loudspeaker in free air.	
Continuous Power Handling	2400 W
Power on Continuous Program is defined as 3 dB greater than the Nominal rating.	
Sensitivity	98 dB
Applied RMS Voltage is set to 2.83 V for 8 ohms Nominal Impedance.	
Frequency Range	35 Hz - 1000 Hz
Voice Coil Diameter	100 mm (4 in)
Winding Material	Copper
Former Material	Glass Fibre
Winding Depth	25 mm (1 in)
Magnetic Gap Depth	12 mm (0.5 in)
Flux Density	1.2 T
Woofer Cone Treatment	TWP Waterproof Both Sides

PARAMETERS

Thiele-Small parameters are measured after a high level 20 Hz sine wave preconditioning test.

Fs	31 Hz
Re	5.1 Ω
Qes	0.27
Qms	4.2
Qts	0.26
Vas	252 dm³ (8.9 ft³)
Sd	1210 cm² (187.6 in²)
η0	2.7 %
Xmax	9 mm
Xvar	11 mm
Mms	211 g
Bl	28 Tm
Le	1.7 mH
EBP	115 Hz

DESIGN

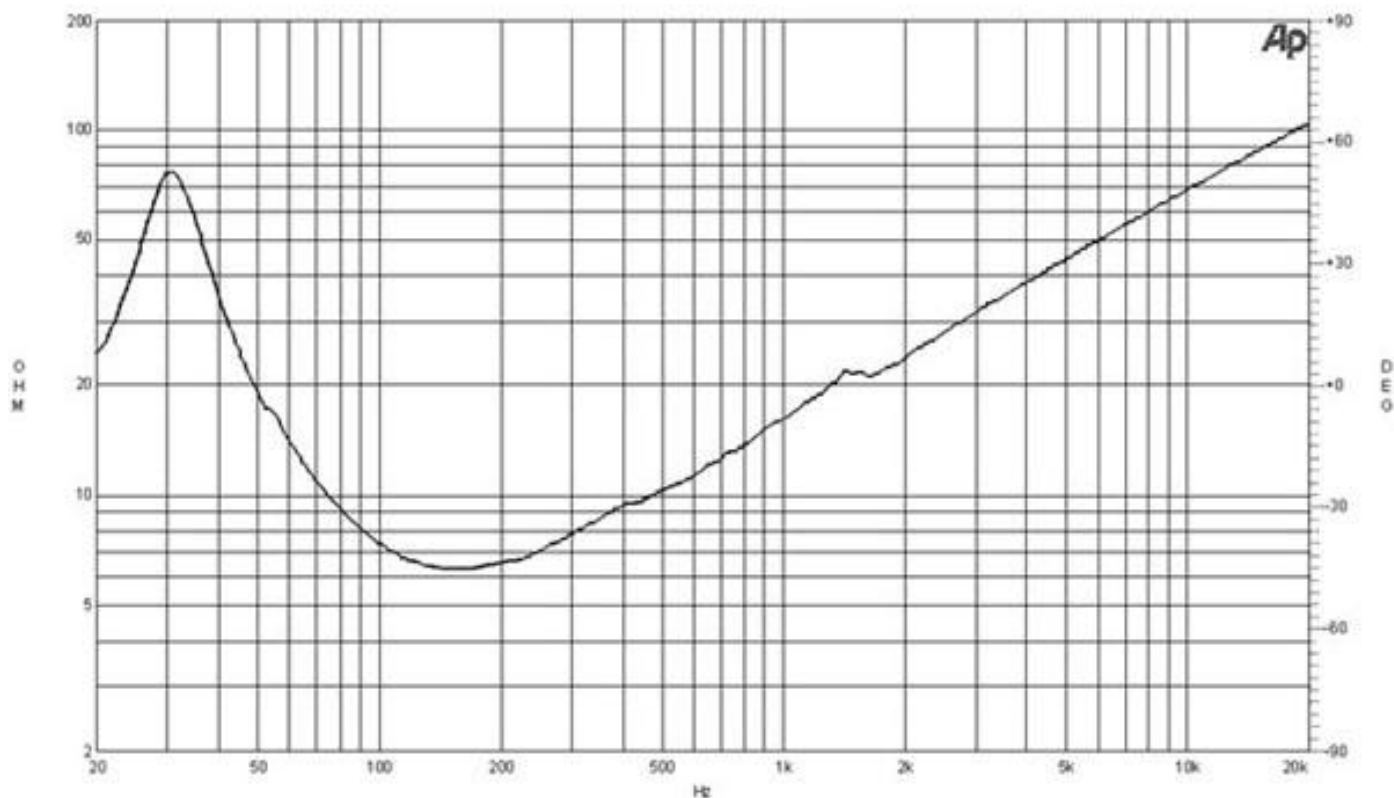
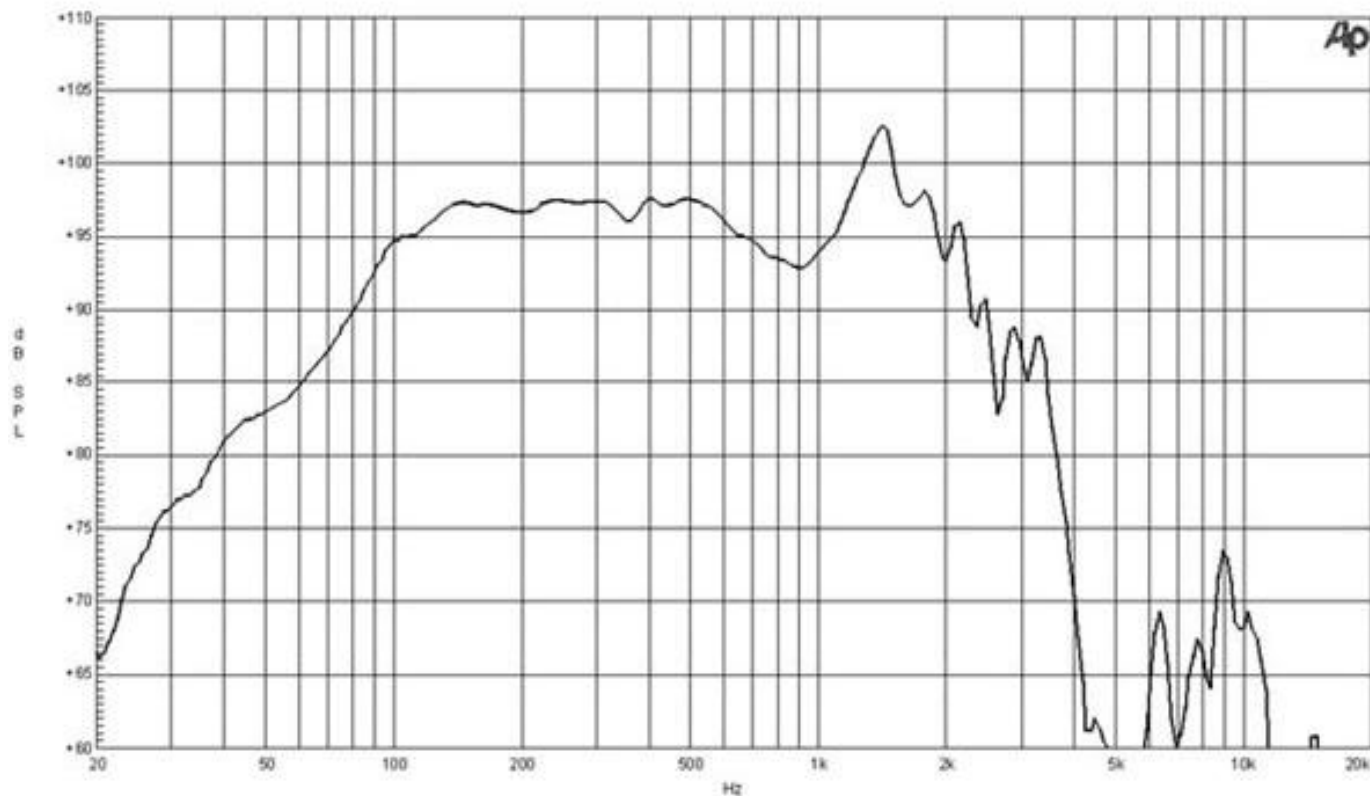
Surround Shape	Triple Roll
Cone Shape	Radial
Magnet Material	Neodymium Inside Slug
Spider	Double Silicone
Pole Design	T-Pole
Woofer Cone Treatment	TWP Waterproof Both Sides
Recommended Enclosure	160 dm³ (5.65 ft³)
Recommended Tuning	37 Hz

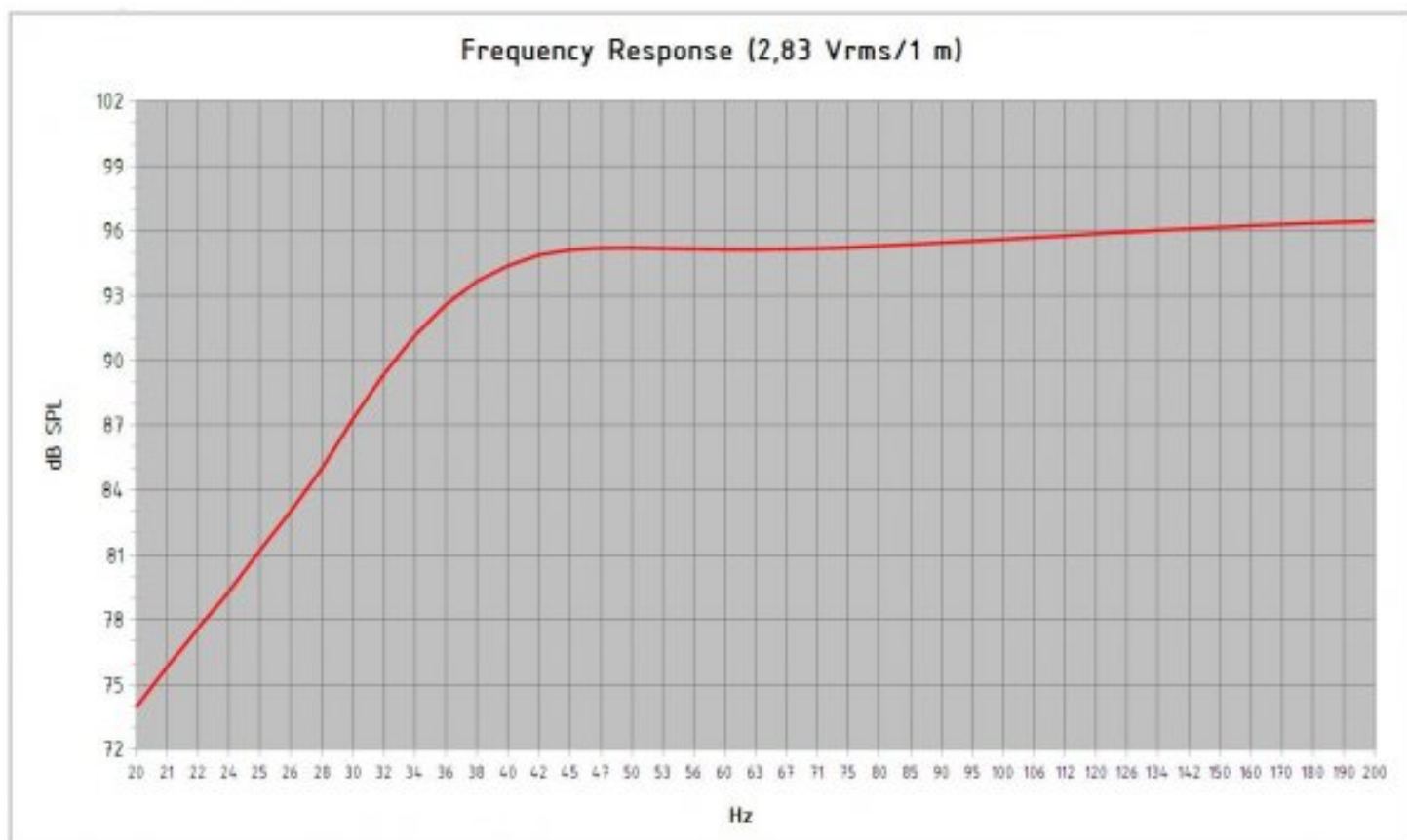
MOUNTING AND SHIPPING INFO

Overall Diameter	460 mm (18 in)
Bolt Circle Diameter	440 mm (17.3 in)
Baffle Cutout Diameter	422 mm (16.6 in)
Depth	209 mm (8.2 in)
Flange and Gasket Thickness	16 mm (0.62 in)
Air Volume Occupied by Driver	8.5 dm³ (0.3 ft³)
Net Weight	9.05 kg (19.95 lb)
Shipping Weight	10.65 kg (23.48 lb)
Shipping Box	500x495x275 mm (19.69x19.49x10.83 in)

SERVICE KITS

LF recone-kits	RCK18NW1008
----------------	--------------------





Model: **18 NW 100**
 Enclosure Type: **Bass Reflex**

Internal Net Volume (Liters): **160**
 Tuning Frequency (Hz): **37** Port Area (cm²): **339,6**
 Frequency (-3 dB) (Hz): **38,7** Port Length (cm): **28,5**

Excursion Limited Maximum SPL at 1 meter (dB): **123,2** equal to **542,8** Watts (Bass Band Power Rating)
 Thermal Limited Maximum SPL at 1 meter (dB): **126,7** equal to **1200,0** Watts (Mid Band Power Rating)



LF Drivers

Ø 18 inches

18NW100 8 Ω

Subwoofer

