

- 3400 W continuous program power capacity
- 116 mm (4.5 in) split winding copper voice coil
- 35 - 1500 Hz response
- 97 dB sensitivity
- Excursion optimized lead wires (woven through spider)
- Neodymium magnet allows a very high force factor and linear excursion
- Double silicone spider with optimized compliance
- Ventilated voice coil gap for reduced power compression
- Aluminium demodulating ring for very low distortion



18SW115 8 Ω

Subwoofer

SPECIFICATIONS

Nominal Diameter	460 mm (18 in)
Nominal Impedance	8 Ω
Minimum Impedance	6.5 Ω
Nominal Power Handling	1700 W
2 hours test made with continuous pink noise signal within the range Fs-10Fs. Power calculated on rated minimum impedance. Loudspeaker in free air.	
Continuous Power Handling	3400 W
Power on Continuous Program is defined as 3 dB greater than the Nominal rating.	
Sensitivity	97 dB
Applied RMS Voltage is set to 2.83 V for 8 ohms Nominal Impedance.	
Frequency Range	35 Hz - 1500 Hz
Voice Coil Diameter	116 mm (4.5 in)
Winding Material	Copper
Former Material	Glass Fibre
Winding Depth	34 mm (1.33 in)
Magnetic Gap Depth	14 mm (0.55 in)
Flux Density	1.16 T
Woofer Cone Treatment	TWP Waterproof Both Sides

PARAMETERS

Thiele-Small parameters are measured after a high level 20 Hz sine wave preconditioning test.

Fs	32 Hz
Re	5.3 Ω
Qes	0.32
Qms	5.6
Qts	0.3
Vas	187 dm³ (6.5 ft³)
Sd	1210 cm² (187.6 in²)
η0	1.9 %
Xmax	14 mm
Xvar	16 mm
Mms	275 g
Bl	30.3 Tm
Le	1.9 mH
EBP	100 Hz

DESIGN

Surround Shape	Triple Roll
Cone Shape	Radial
Magnet Material	Neodymium Inside Slug
Spider	Double Silicone
Pole Design	T-Pole
Woofer Cone Treatment	TWP Waterproof Both Sides
Recommended Enclosure	150 dm³ (5.3 ft³)
Recommended Tuning	35 Hz

MOUNTING AND SHIPPING INFO

Overall Diameter	460 mm (18 in)
Bolt Circle Diameter	443 mm (17.44 in)
Baffle Cutout Diameter	425 mm (16.73 in)
Depth	242 mm (9.5 in)
Flange and Gasket Thickness	16 mm (0.62 in)
Air Volume Occupied by Driver	10.5 dm³ (0.37 ft³)
Net Weight	11.9 kg (26.2 lb)
Shipping Units	1 pcs
Shipping Weight	13.7 kg (30.2 lb)
Shipping Box	500x500x300 mm (19.69x19.69x11.81 in)

SERVICE KITS

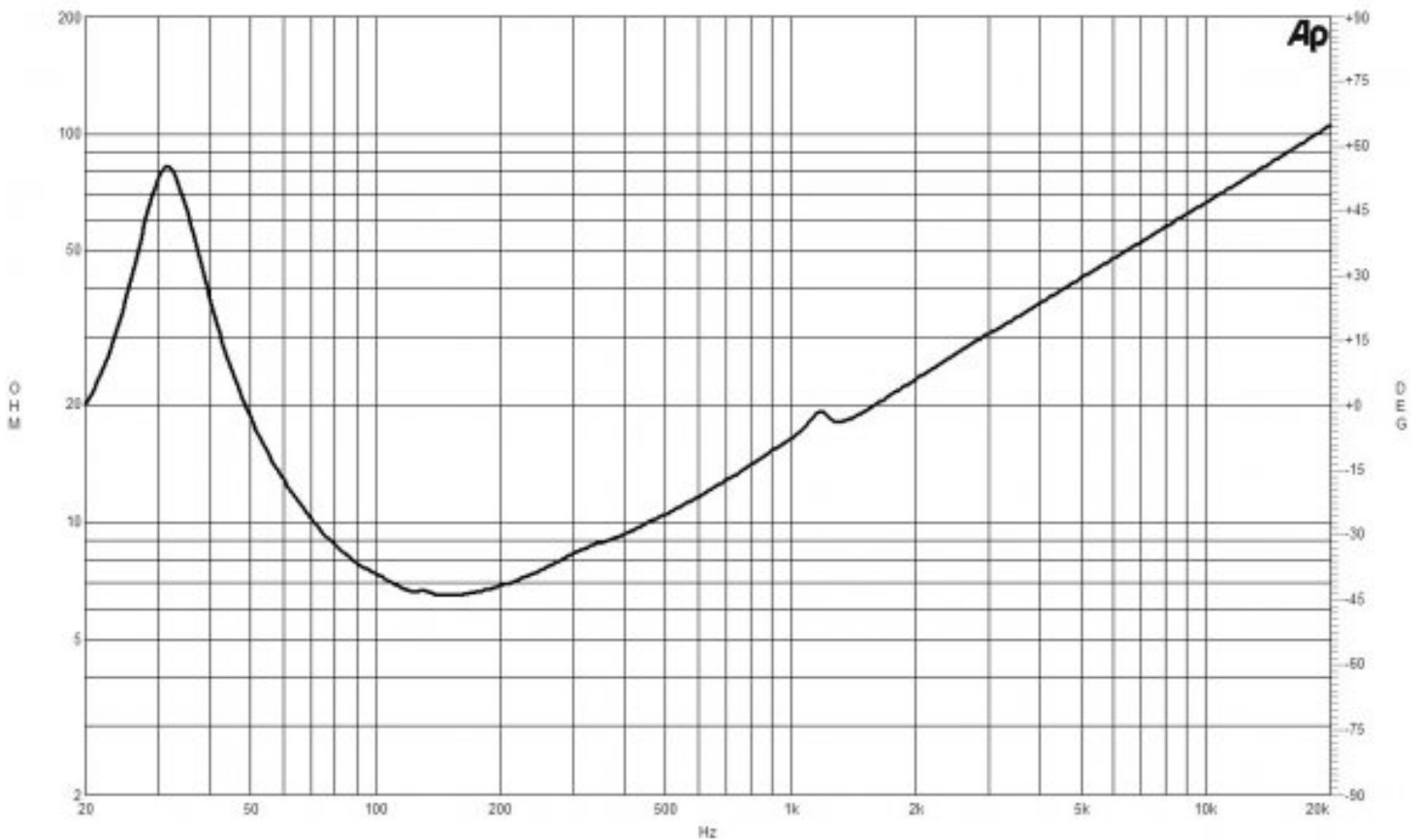
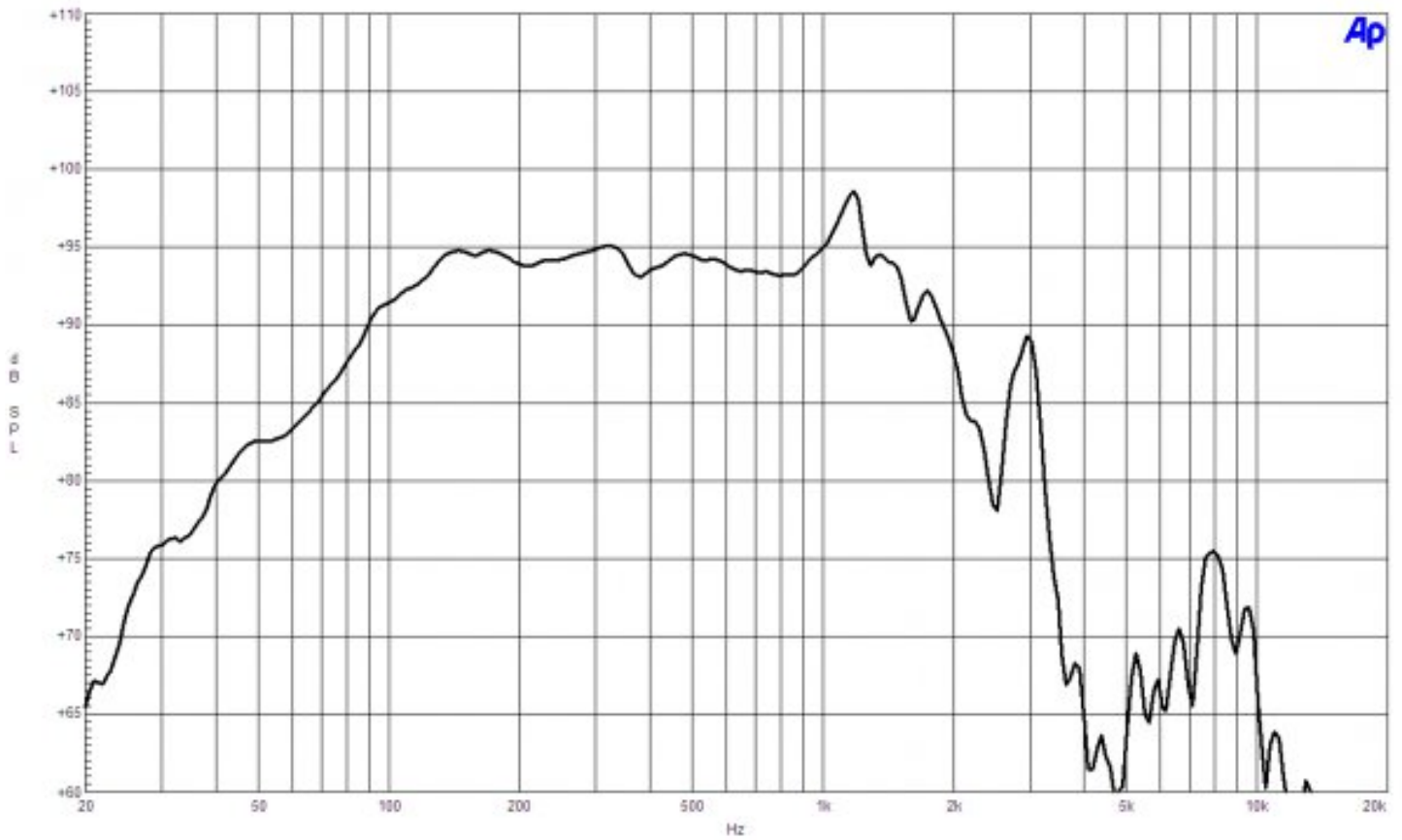
LF recone-kits	RCK18SW1158
----------------	--------------------

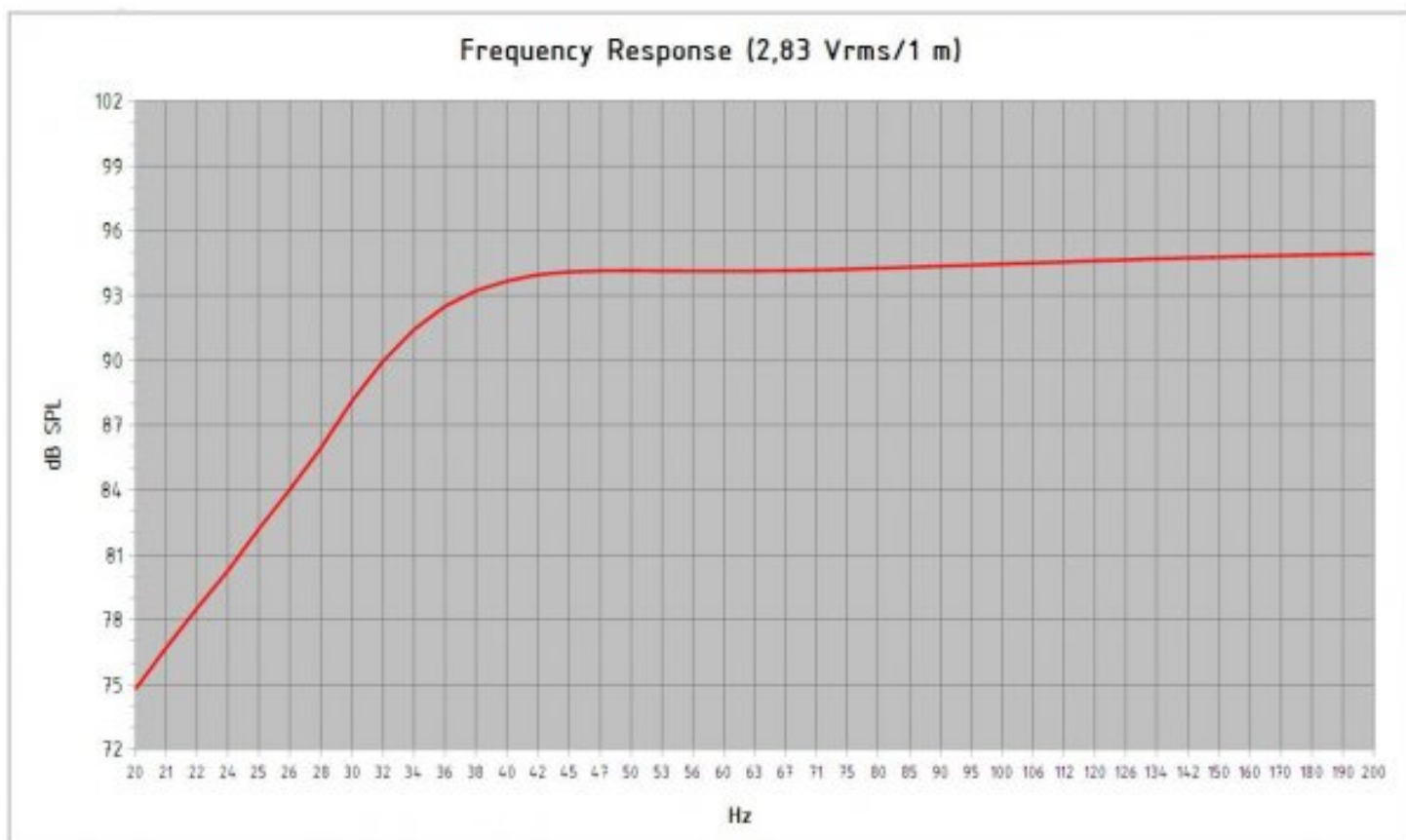
LF Drivers

Ø 18 inches

18SW115 8 Ω

Subwoofer





Model: **18 SW 115**
 Enclosure Type: **Bass Reflex**

Internal Net Volume (Liters):	150	Port Area (cm ²):	339,6
Tuning Frequency (Hz):	35	Port Length (cm):	37,5
Frequency (-3 dB) (Hz):	35,4		

Excursion Limited Maximum SPL at 1 meter (dB):	124,9	equal to	1161,0	Watts	(Bass Band Power Rating)
Thermal Limited Maximum SPL at 1 meter (dB):	126,6	equal to	1700,0	Watts	(Mid Band Power Rating)

LF Drivers

Ø 18 inches

18SW115 8 Ω

Subwoofer

