

- 400 W continuous program power capacity
- 51 mm (2 in) copper voice coil
- 85 - 4000 Hz response
- 94 dB sensitivity
- Neodymium magnet allows a very light yet powerful motor assembly
- Shorting copper cap for extended HF response



8CL51 16 Ω

Woofer

SPECIFICATIONS

Nominal Diameter	200 mm (8 in)
Nominal Impedance	16 Ω
Minimum Impedance	12.2 Ω
Nominal Power Handling	200 W
2 hours test made with continuous pink noise signal within the range Fs-10Fs. Power calculated on rated minimum impedance. Loudspeaker in free air.	
Continuous Power Handling	400 W
Power on Continuous Program is defined as 3 dB greater than the Nominal rating.	
Sensitivity	94 dB
Applied RMS Voltage is set to 4V for 16 ohms Nominal Impedance.	
Frequency Range	85 Hz - 4000 Hz
Voice Coil Diameter	51 mm (2 in)
Winding Material	Copper
Former Material	Glass Fibre
Winding Depth	17 mm (0.65 in)
Magnetic Gap Depth	8 mm (0.31 in)
Flux Density	1.15 T
Woofer Cone Treatment	WP Waterproof Front Side

PARAMETERS

Thiele-Small parameters are measured after a high level 20 Hz sine wave preconditioning test.

Fs	83 Hz
Re	10.1 Ω
Qes	0.54
Qms	8.9
Qts	0.51
Vas	9.5 dm³ (0.34 ft³)
Sd	220 cm² (34.1 in²)
η0	1 %
Xmax	6 mm
Xvar	4.5 mm
Mms	26 g
Bl	16.1 Tm
Le	0.9 mH
EBP	154 Hz

DESIGN

Surround Shape	Double Roll
Cone Shape	Exponential
Magnet Material	Neodymium Inside Slug
Spider	Single
Pole Design	Straight Pole
Woofer Cone Treatment	WP Waterproof Front Side
Recommended Enclosure	17 dm³ (0.6 ft³)
Recommended Tuning	63 Hz

MOUNTING AND SHIPPING INFO

Overall Diameter	209 mm (8.23 in)
Bolt Circle Diameter	199 mm (7.83 in)
Baffle Cutout Diameter	186 mm (7.32 in)
Depth	96 mm (3.78 in)
Flange and Gasket Thickness	9 mm (0.35 in)
Air Volume Occupied by Driver	1.1 dm³ (0.04 ft³)
Net Weight	1.25 kg (2.76 lb)
Shipping Units	1 pcs
Shipping Weight	1.7 kg (3.75 lb)
Shipping Box	255x255x150 mm (10.04x10.04x5.91 in)

SERVICE KITS

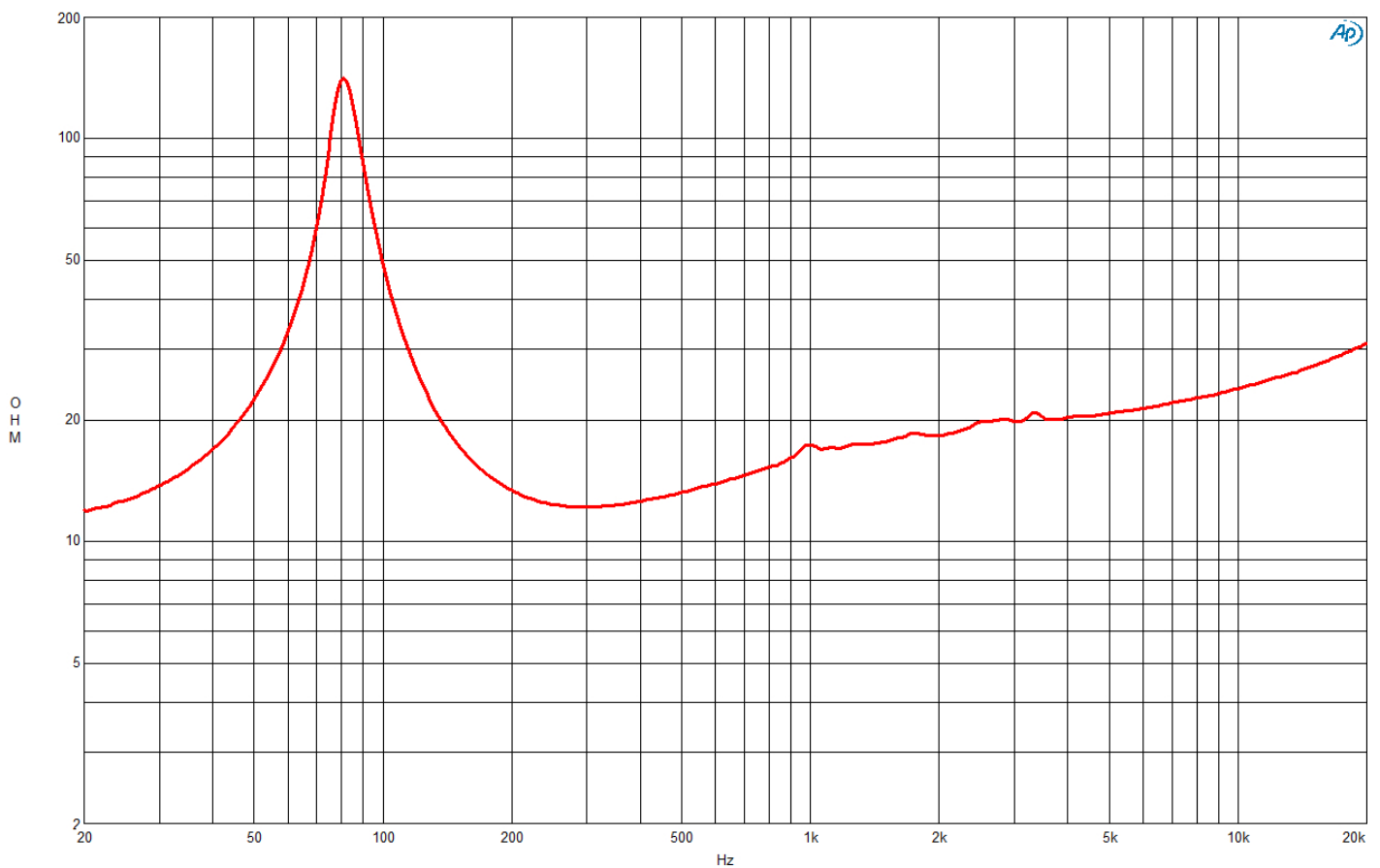
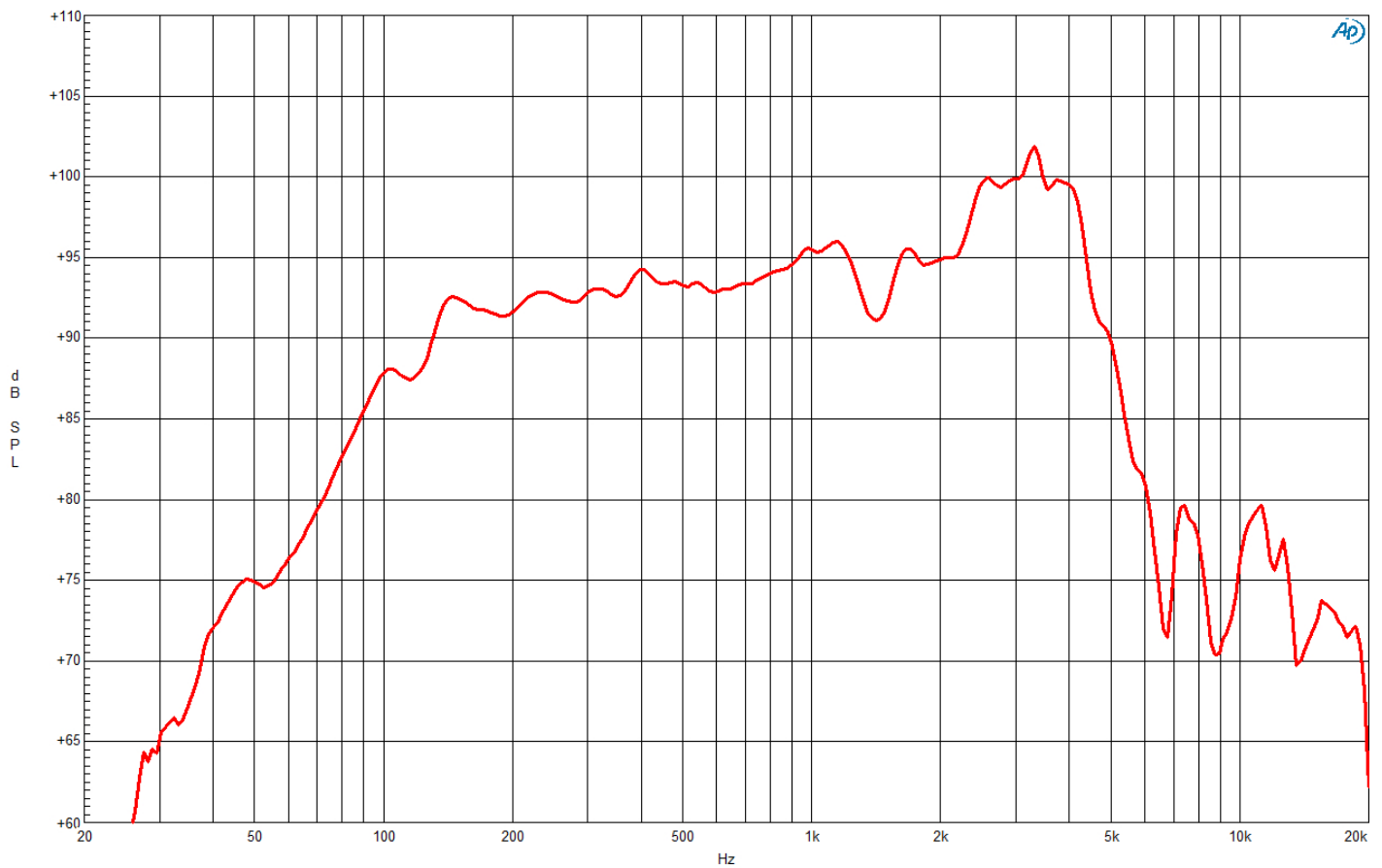
LF recone-kits	RCK008CL5116
----------------	---------------------

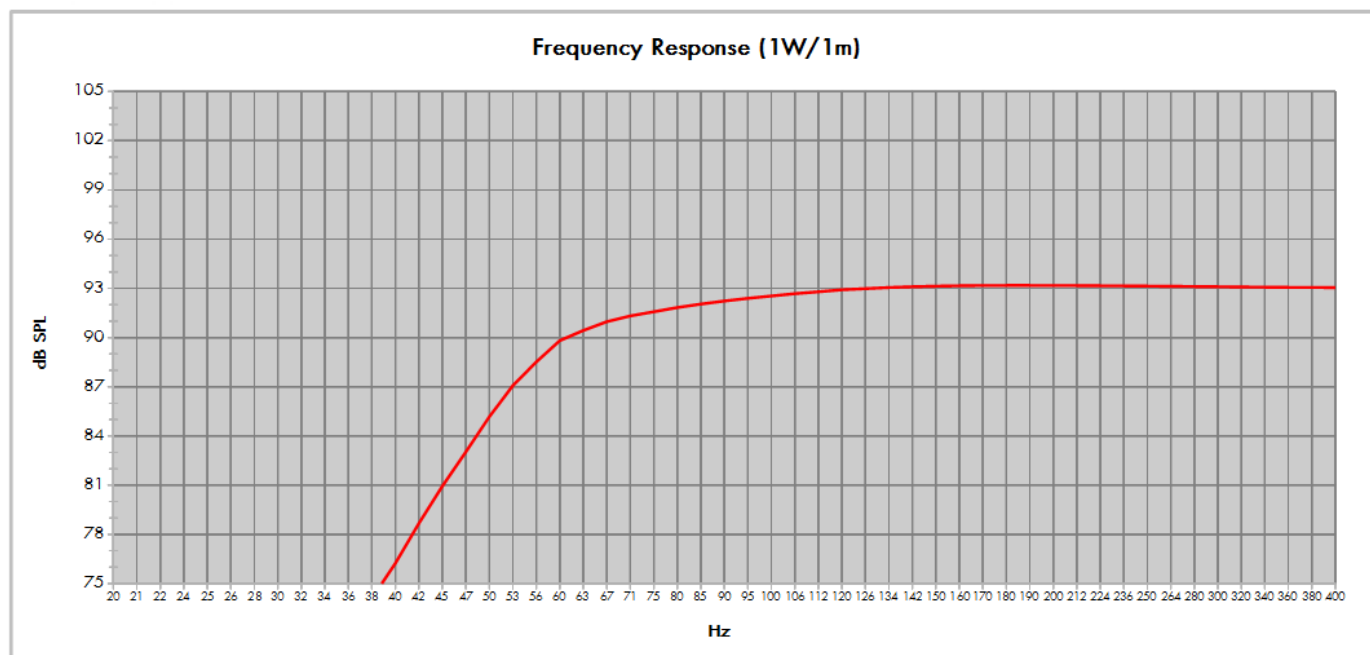
LF Drivers

Ø 8 inches

8CL51 16 Ω

Woofer





Model:	8CL51-16	Configuration:	One Driver
Enclosure Type:	Bass Reflex		
Internal Net Volume (Litres):	17	QB:	7
Tuning Frequency (Hz):	63	Port Area (cm ²):	50,0
Frequency (-3 dB) (Hz):	60,7	Port Length (cm):	15,3
Frequency (-10 dB) (Hz):	47,1		

