

ME242+800 8 Ω

- Line Array optimized Waveguide with [DE800](#) driver and [ME242](#) horn
- 120° max horizontal coverage
- 220 W continuous program power capacity
- 75 mm (3 in) aluminium voice coil
- Composite Polyimide/Titanium diaphragm
- 500 - 17000 Hz response
- 108 dB sensitivity
- Neodymium magnet assembly with shorting copper cap
- Recommended hardware for horn mounting: four M6x14 screws



ME242+800 8 Ω

SPECIFICATIONS HORN UNIT

Waveguide mounted on 90°x10° bell horn

Nominal Impedance	8 Ω
Active Radiating Factor	93.7 %
Horizontal Coverage	120 ° Max

SPECIFICATIONS HF UNIT

Minimum Impedance	8.6 Ω
Nominal Power Handling	110 W
2 hour test made with continuous pink noise signal (6 dB crest factor) within the range from the recommended crossover frequency to 20 kHz. Power calculated on rated minimum impedance.	
Continuous Power Handling	220 W
Power on Continuous Program is defined as 3 dB greater than the Nominal rating.	
Sensitivity	108 dB
Applied RMS Voltage is set to 2.83 V for 8 ohms Nominal Impedance.	
Frequency Range	1 kHz - 17 kHz
Recommended Crossover	0.8 kHz
12 dB/oct. Or higher slope high-pass filter.	
Voice Coil Diameter	75 mm (3 in)
Winding Material	Aluminium
Flux Density	1.85 T
Diaphragm Material	Composite Polyimide/Titanium

MOUNTING AND SHIPPING INFO

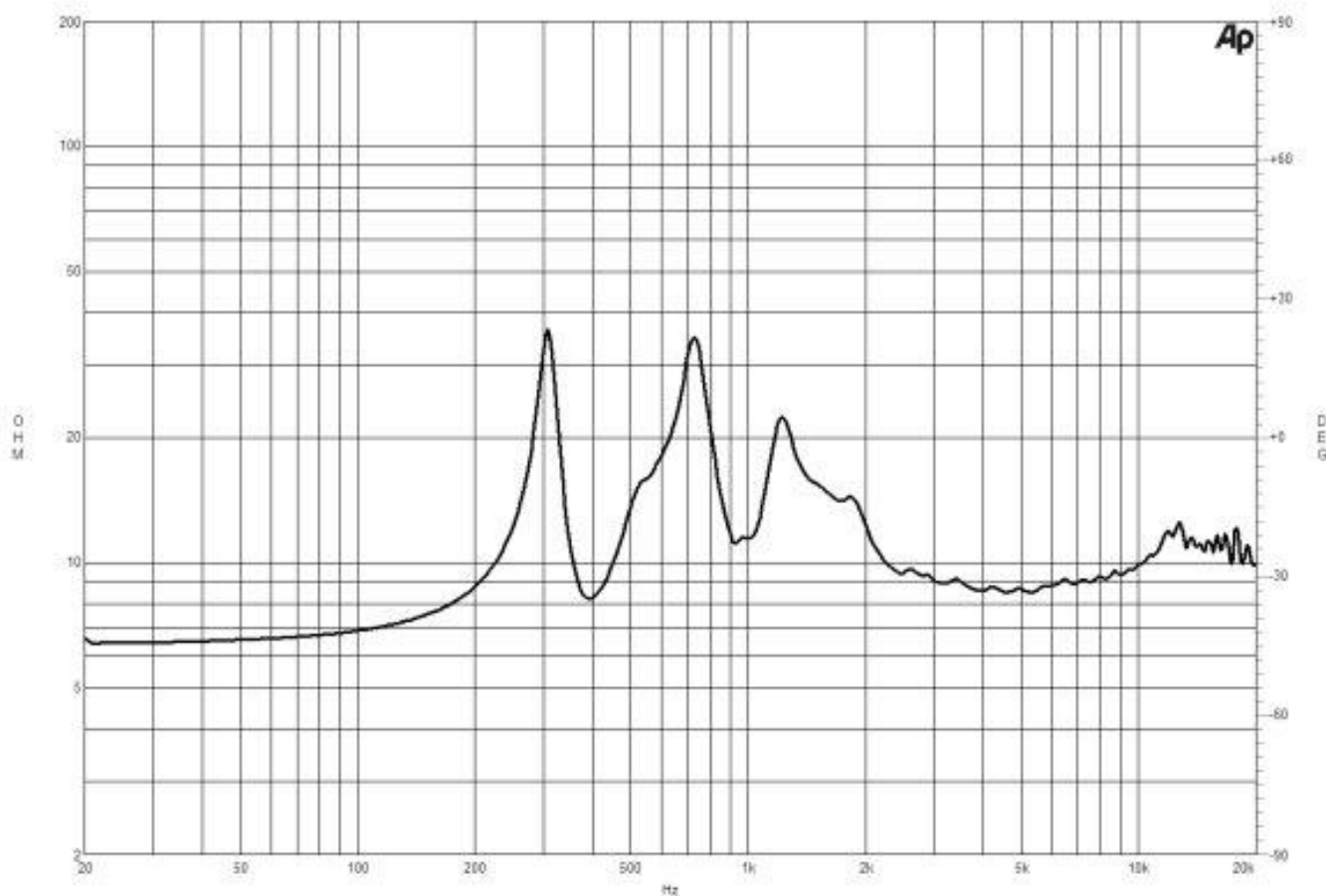
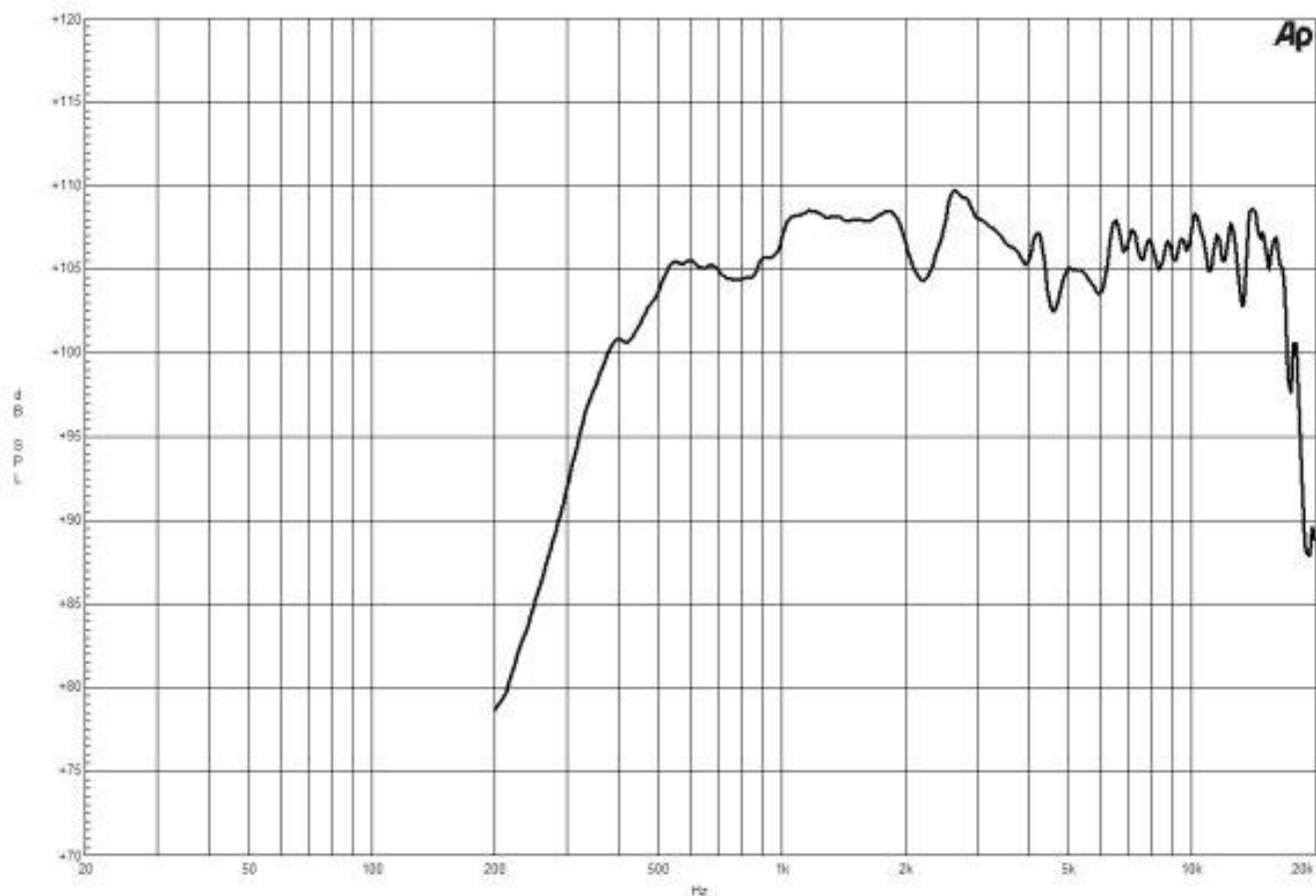
Recommended hardware for horn mounting: four M6x14 screws

Exit Size	153x25 mm (6x1 in)
Net Weight	3.2 kg (7.05 lb)
Shipping Units	1 pcs
Shipping Weight	3.3 kg (7.28 lb)
Shipping Box	245x140x175 mm (9.65x5.51x6.89 in)
Driver Diameter	124 mm (4.9 in)
Dimensions	163x130x235 mm (6.4x5.1x9.3 in)

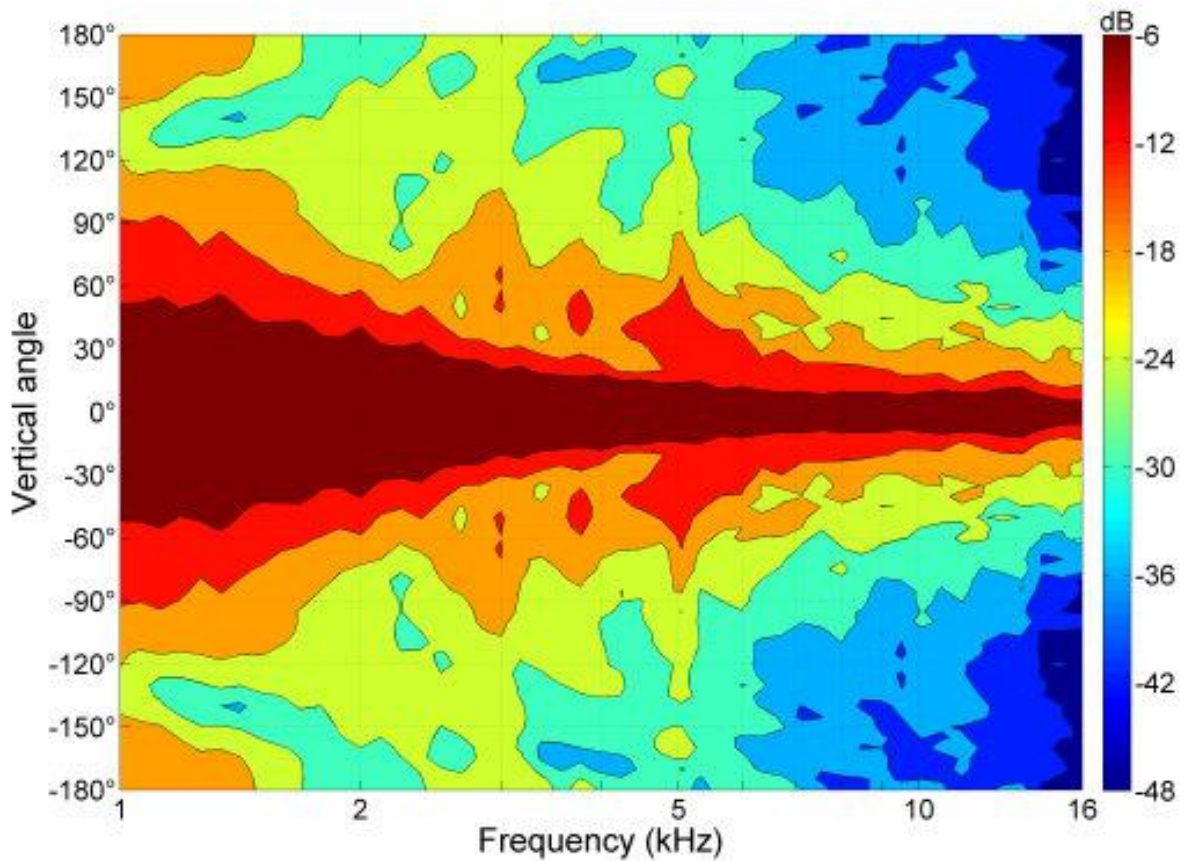
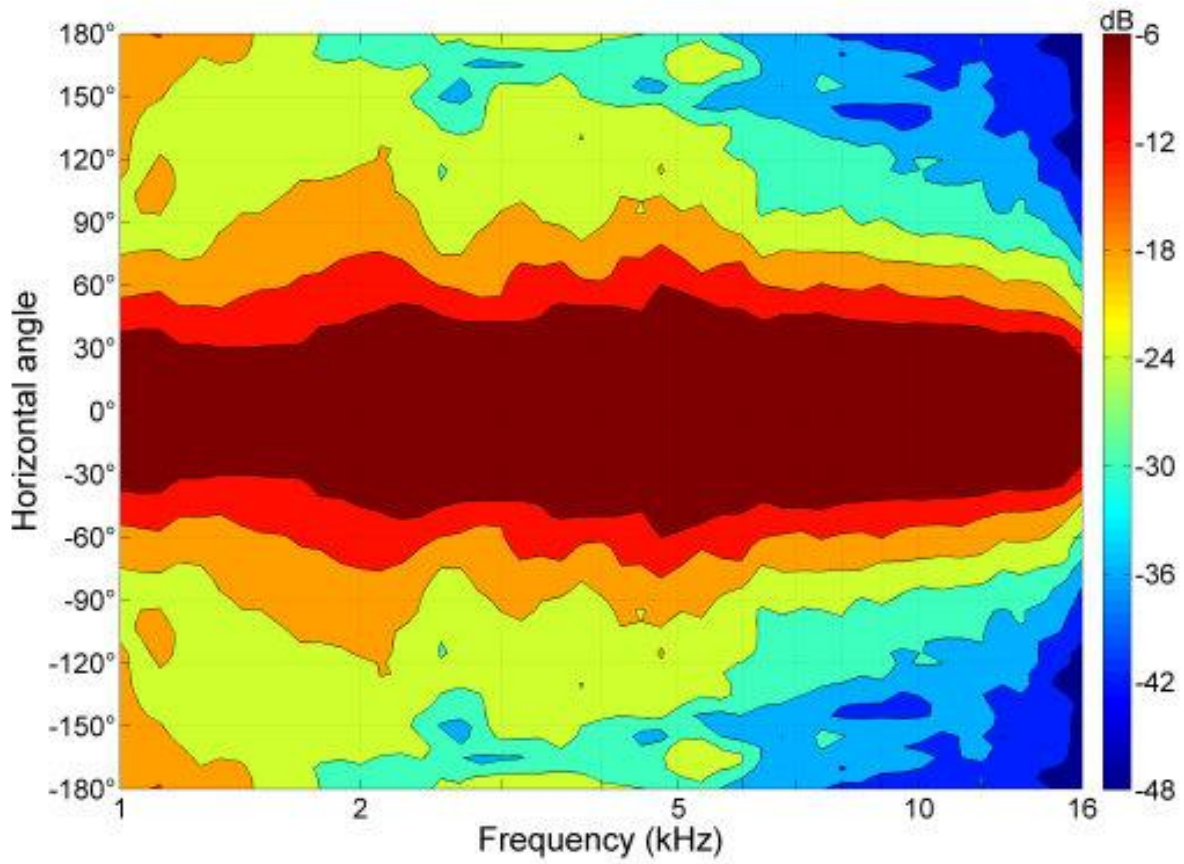
SERVICE KITS

HF replacement-diaphragm	MMD8008M
--------------------------	-----------------

ME242+800 8 Ω



ME242+800 8 Ω



Horn/Driver Combinations

Ø 1.4 inches

ME242+800 8 Ω

